



— ADELAIDE —

JULY 30 - AUGUST 1, 2024

A Rockwell Automation Event

Adelaide Convention Center

Agenda

Day 1 - Tuesday, July 30

Time	Description					
8:30 A.M.	Registration Open					
9:00 A.M.	<p>KN01 – Opening Keynote – Towards Tomorrow: Shaping the Future of Manufacturing Join Scott Wooldridge, President of the Asia Pacific Region at Rockwell Automation, for a discussion on the future of manufacturing. Explore the integration of AI, cloud computing, IoT, advanced analytics, and production logistics as we move towards autonomous automation, and their potential impact on manufacturing ecosystems. Gain insights into strategies for navigating these changes and leading your organisation into the next era.</p> <p>Speaker: Scott Wooldridge Location: Plenary</p>					
9:45 A.M.	<p>KN02 – Change Better ... the Key to Success (and Survival) in the Times Ahead Steve will dive into the dynamics of change, highlighting technological influences, the inherent difficulties, and offering insights on how to lead and respond more effectively in our fast-paced, technology-driven world.</p> <p>Speaker: Steve Vamos Location: Plenary</p>					
10:30 A.M.	<p>KN03 – Maximizing Your ROKLive Experience A walk through of what you need to know to get the most out of your ROKLive experience.</p> <p>Speakers: Matt Treeby and Kevin Cole Location: Plenary</p>					
10:45 A.M.	Morning Tea					
	Location					
	Explore	Imagine	Design	Operate	Maintain	Innovate
11:00 A.M.	VZ02	CN08	PA04	CN16	PA03	SS25
	What's New and Next in Visualization	Achieving Industrial Protocol Security Through CIP Security and OPC UA Security	Introduction to FactoryTalk® AssetCentre Hands-on Lab	Stratix® Switches Hands-on Lab	Next Gen I/O: Hands-on with Flex 5000®	Smart Safety Systems: Hands-on Lab
12:00 P.M.	PA10	PR01				
	Kinetix Motion Control for Smart Machines	What's New and Next for the PlantPax® DCS				
1:00 P.M.	Lunch					
1:45 P.M.	<p>Show Floor Exploration and FIRST Robotics Competition Experience the excitement of ROKLive's Show Floor Exploration and FIRST Robotics Competition, where you can explore innovative technologies, witness the future of automation, and engage with industry leaders and talented young minds. Location: Connected Show Floor</p>					
2:45 P.M.	OM22	CN09	PA09	OM27	ME01	SD26
	PLEX - Smart Manufacturing Platform	Control System Cybersecurity Best Practices & Network Lifecycle Management	Safety Applications with GuardLogix® Integrated Safety Controller Platform Hands-on Lab	FactoryTalk® Energy Manager™	Enabling AI Powered, Data-driven Maintenance with Fiix®	Advanced On-Machine Capabilities of the Armor Powerflex
3:45 P.M.	Afternoon Tea					
4:00 P.M.	CP01	OM24	VZ12	PA02	OM31	SD12
	What Does an OT Cybersecurity Journey Look Like?	LogixAI enabling Edge Analytics	What's New in FactoryTalk® View Site Edition v14 Advanced Hands-on Lab	Studio 5000 Logix Designer: Hands-on Labs	Plex Maintenance Hands-on Lab	Working with Smart MCCs

5:00 P.M.	SS01	IV16	VZ12	PA02	OM31	ME02
	Functional Safety Standards and the Changing Compliance Landscape	Leverage AI for Anomaly Detection to Help Prevent Unplanned Downtime and Lower Maintenance Cost	What's New in FactoryTalk® View Site Edition v14 Advanced Hands-on Lab	Studio 5000 Logix Designer: Hands-on Labs	Plex Maintenance Hands-on Lab	Use Operational Data to Boost Uptime and Extend Asset Life with Fiix Computerized Maintenance Management System (CMMS) Hands-on Lab
6:00 P.M. - 8:00 P.M.	Welcome Drinks at Connected Show Floor					

Day 2 - Wednesday, July 31

Time	Description					
8:30 A.M.	Registration Open					
9:00 A.M.	IV09 – What's New and What's Next at Rockwell Automation Speakers: Adrian Giecco and Dennis Tang Location: Plenary					
10:00 A.M.	Morning Tea					
	Location					
	Explore	Imagine	Design	Operate	Maintain	Innovate
10:15 A.M.	CP02	PR02	OM29	CN16	VZ11	SD24
	The Power of Electric Vehicle Infrastructure	Designing and Delivering a High-Performance PlantPAX® System	FactoryTalk® Historian Hands-on Lab – Object Based Capturing Data and Visualizing it Using FactoryTalk® Historian and Pi Vision	Stratix® Switches Hands-on Lab	Designing Machine-level HMI with PanelView™ 5000 Graphic Terminals and Studio 5000 View Designer® Basic Hands-on Lab	Energy Monitoring and Reporting Using E300 Electronic Motor Protection Relay
11:15 A.M.	MC21	IV12				SD25
	Challenging Drive Applications	Bringing Teams Together in the FactoryTalk® Design Hub™				Motor and Asset Protection Using Vibration Monitoring
12:15 P.M.	Lunch					
1:00 P.M.	PA13	PR17	IV06	SS11	PA06	SD25
	Introduction to Designing Systems in the Cloud Using FactoryTalk® Design Studio™	PlantPAX® Sequence & Procedural Control Solutions	FactoryTalk® DataMosaix™ Hands-on Lab	Safe Position and Speed Monitoring – Real World Application of Advanced Safety Technology	Introduction to ThinManager including FT Optix Deployment Options Hands-on Lab	Motor and Asset Protection using Vibration Monitoring
2:00 P.M.	DE11	PR19		MC24		SD24
	Using Digital Twins to Design and Commission a Discrete System Next Generation Machine	Redundant Solutions for Maximizing Control System Availability		Variable Frequency Drives Installation Best Practices		Energy Monitoring and Reporting Using E300 Electronic Motor Protection Relay
3:00 P.M.	Afternoon Tea					

3:15 P.M.	SS06	IV15	PR16	PA05	PA11	SD21
	Introduction to Machine Risk Assessment and Functional Specification Development	PLEX - Enterprise Resource Planning	PlantPax® Bulk Configuration with ACM Hands-on Lab	FactoryTalk® Optix™ Visualization Platform Introduction and Advanced	Logix Controller Development in the Cloud Using FactoryTalk® Design Studio™	Integrating PowerFlex Drives into Studio 5000 and Beyond
4:15 P.M.	SS10	IV07				
	Designing a Safe Motor Control System	PLEX - Quality Management System				
5:15 P.M.	Day 2 close					
6:00 P.M. - 11:00 P.M.	Networking Event at the Adelaide Oval Sponsored by NHP Electrical Engineering Products, the sole distributor for Rockwell Automation in Australia and New Zealand					

Day 3 - Thursday, August 1


Time	Description					
8:30 A.M.	Registration Open					
	Location					
	Explore	Imagine	Design	Operate	Maintain	Innovate
9:00 A.M.	MC13	CN10	PR15	OM32	CN17	SS25
	Alterations and Repairs to Switchboards Compliant to AUS/NZ Standards	Navigating AUS/NZ Cybersecurity Regulations	Introduction to the PlantPax® Process System Hands-on Lab 'Pick and Choose'	Plex Quality Hands-on Lab	CIP Security and FT Policy Manager Deployment Hands-on Lab	Smart Safety Systems: Hands-on Lab
10:00 A.M.	PA01	PA08				
	Increase Your Productivity by Automating Workflows Throughout Your Project With APIs	Latest Innovations for Logix, Compute, I/O & Edge Platforms and Design Software				
11:00 A.M.	Morning Tea					
11:15 A.M.	SS02	PA12	DE13	PA07	SS26	SD24
	Right-Size Your Safety Control System to Better Manage a More Sustainable Business	Benefits of Modernisation: Achieve More with New Technologies	Design Better Hybrid and Process Systems with Emulate3D™ Hands-on Lab	Studio 5000 Logix Designer: Hands-on Labs	Tools to Help You Design and Scope Your Safety System	Energy Monitoring and Reporting using E300 Electronic Motor Protection Relay
12:15 P.M.	OM25	CN15			MC23	SD25
	Achieve Your HMI Vision: FactoryTalk® Optix™ Visualization Platform	Discover the Latest Stratix Managed Switches and How to Streamline Migration			Handling Harmonics and Power Factor Considerations with Drives	Motor and Asset Protection using Vibration Monitoring
1:15 P.M.	Lunch					

2:00 P.M.	OM30	OM26	PR07	PA05	PA03	SD21
	The Rockwell Hybrid MES	OPCUA and MQTT in Rockwell Automation Architectures	Design with Connected Components Workbench™ Software Hands-on Lab	FactoryTalk® Optix™ Visualization Platform Introduction and Advanced	Next Gen I/O: Hands-on with Flex 5000	Integrating PowerFlex Drives into Studio 5000 and Beyond
3:00 P.M.	CN14	OM28				
	Fundamentals of EtherNet/IP Network Technology	Asset Inventory Manager				



Session Tracks Legend

	Keynote		Maintenance Evolution		Smart Devices
	Customer & Partner		Motor Control		Safety Solutions
	Cybersecurity & Industrial Networks		Operations Management		Visualization
	Digital Engineering		Process		
	Industrial Innovations		Production Automation		

 Denotes lab sessions

Session Descriptions

Keynote

Session Code	Title	Description
KN01 Day 1 - 45 minutes	Towards Tomorrow: Shaping the Future of Manufacturing Speaker: Scott Wooldridge, President, Asia Pacific Region, Rockwell Automation	Join Scott Wooldridge, President of the Asia Pacific Region at Rockwell Automation, for a discussion on the future of manufacturing. Explore the integration of AI, cloud computing, IoT, advanced analytics, and production logistics as we move towards autonomous automation, and their potential impact on manufacturing ecosystems. Gain insights into strategies for navigating these changes and leading your organisation into the next era.
KN02 Day 1 - 45 minutes	Change Better ... the Key to Success (and Survival) in the Times Ahead Speaker: Steve Vamos	Steve will dive into the dynamics of change, highlighting technological influences, the inherent difficulties, and offering insights on how to lead and respond more effectively in our fast-paced, technology-driven world.
KN03 Day 1 - 15 minutes	Maximizing Your ROKLive Experience Speakers: Matt Treeby and Kevin Cole	A walk through of what you need to know to get the most out of your ROKLive experience.

Customer & Partner

Session Code	Title	Description
CP01 Day 1 - 60 minutes	What Does an OT Cybersecurity Journey Look Like? Speaker: Leon Poggioli	Any company that runs an OT network probably makes most of its money from that network. Many modern organisations are on a journey to uplift their OT network security, but aren't sure where to start or what the end goal should be. In this talk, learn best practices for OT cyber uplift journeys and how to build a shared vision between Cyber and OT to achieve the end goal of reducing the risk of a cyberattack impacting safety and production.
CP02 Day 2 - 60 minutes	The Power of Electric Vehicle Infrastructure Speaker: Malcolm Noyle	NHP will explore the size of the expanding EV market and the forces driving change for both the automotive and electrical industries. The presentation will discuss the range of solutions necessary to cope with the expanding need for EV chargers in all environments, the implications of the National Construction Code changes and the more complicated implications for existing sites completed before the NCC updates came into effect, with limited power supplies. The challenge facing the expansion of EV charging is how to manage loads with expanding numbers of chargers. The impacts of EV charging on the building relating to power quality and harmonics will also be discussed openly in this presentation.

Cybersecurity & Industrial Networks

Session Code	Title	Description
CN08 Day 1 - 60 minutes	Achieving Industrial Protocol Security Through CIP Security and OPC UA Security Speaker: Gordon Bartlett	How are you securing your industrial data in transit? Learn how Rockwell Automation is leading with secure industrial communication protocols. This session will focus on CIP Security and OPC UA Security, two of the most popular and powerful industrial protocols in use today. We will also discuss how FactoryTalk® Policy Manager helps to manage these protocols within your industrial devices.
CN16 Day 1 - 120 minutes Day 2 - 120 minutes	Stratix® Switches Hands-on Lab Speaker: Allan Diaz	Learn to integrate Stratix® switches and EtherNet/IP devices into your plant network to improve reliability, manageability and ease of use. You'll become familiar with Stratix® Switch family features, management and diagnostics tools including Stratix WebUI, Studio 5000® Add-On Profiles (AOP), FactoryTalk® View faceplates, and configure a Device Level Ring (DLR) Topology.
CN09 Day 1 - 60 minutes	Control System Cybersecurity Best Practices & Network Lifecycle Management Speaker Name: Adrian Raiola	How does Rockwell Automation provide innovative hardware and software solutions that aligns with the IEC 62443 security standard for the hardening of Industrial Automation Control Systems. Introducing security to the plant floor can be perceived as difficult and disruptive, this session will highlight the capability Rockwell Automation has and the benefits of beginning this journey.
CN10 Day 3 - 60 minutes	Navigating AUS/NZ Cybersecurity Regulations Speaker: Gordon Bartlett	This session will provide an overview of the compliance requirements to ensure your organisation understands current requirements. Equip your organisation with the knowledge and tools necessary to understand compliance with AUS & NZ cybersecurity regulations. Join us to stay ahead of the curve and safeguard your control systems in the evolving digital landscape.
CN17 Day 3 - 120 minutes	CIP Security and FT Policy Manager Deployment Hands-on Lab Speaker: Allan Diaz	This lab will walk you through practical application of CIP Security as an additional layer of defence to protect your smart devices against potential security threats and malicious communication attacks on your OT network infrastructure. This will include the configuration and deployment of policies using FactoryTalk Policy Manager to manage access and improve tamper resistance to your control system hardware and software.
CN15 Day 3 - 60 minutes	Discover the Latest Stratix Managed Switches and How to Streamline Migration Speaker: Adrian Raiola	This session will cover the latest Stratix® 5200 and Stratix® 5800 families of switches based on Cisco IOS XE software with enhanced usability, security, troubleshooting, and monitoring capabilities. You will be introduced to the new WebUI interface, which streamlines network management, simplifies daily operations and helps solve network issues faster with new troubleshooting tools. In this session we will cover topics such as Express Setup, switch configuration via WEBUI, Add-On Profiles and faceplates, Backup and Restore, and we will cover migration strategies.
CN14 Day 3 - 60 minutes	Fundamentals of EtherNet/IP Network Technology Speaker: Adrian Raiola	Take this opportunity to review the capabilities and features of EtherNet/IP, including networking technology and terminology. Learn how to capture design requirements to successfully deploy EtherNet/IP to enable your Connected Enterprise®.

Digital Engineering

Session Code	Title	Description
DE11 Day 2 - 60 minutes	Using Digital Twins to Design and Commission a Discrete System Next Generation Machine Speaker: Alec Poulton	In this presentation, you will experience how Emulate3D™ can be used to develop, test and produce robust PLC and mid-level control systems offline, before building the physical machine. By using a 3D dynamic Digital Twin to provide realistic feedback in place of its real-world counterpart.
DE13 Day 3 - 120 minutes	Design Better Hybrid and Process Systems With Emulate3D™ Hands-on Lab Speaker: Trent Reimers	Make a mess in the model, not on the plant floor. With Emulate3D™, designing hybrid and process systems has never been easier. In this lab, we'll use the tanks and pipes catalog to build a fluid system, simulate a complex process and test out control strategies with emulation.

Industrial Innovations

Session Code	Title	Description
IV16 Day 1 - 60 minutes	Leverage AI for Anomaly Detection to Help Prevent Unplanned Downtime and Lower Maintenance Cost Speaker: Ben Muita	Unplanned downtime can result in financial losses due to lost productivity and missed deadlines. Predictive maintenance can help prevent these losses by providing early warning signs of potential equipment failures to take corrective action before a breakdown occurs. Join us to learn more about GuardianAI.
IV09 Day 2 - 60 minutes	What's New and What's Next at Rockwell Automation Speakers: Adrian Giecco and Dennis Tang	Join us to hear about the latest hardware and software products recently released and those that are coming soon.
IV12 Day 2 - 60 minutes	Bringing Teams Together in the FactoryTalk® Design Hub™ Speaker: Dean Tresidder	Discover how teams can improve their workflow and productivity with FactoryTalk® Design Hub™. Begin your cloud-based design with the files stored in FactoryTalk® Vault™. You can then enjoy instant access to design software, including a look at Design Studio Generative AI Copilot. Lastly, host and emulate designs with Twin Studio. Join this session to learn how teams can collaborate more effectively and save time in the cloud environment.
IV06 Day 2 - 120 minutes	FactoryTalk Data Mosaix Hands-on Lab Speaker: Fahad Farooq	FactoryTalk® Data Mosaix™ enables controlled access to relevant and contextualized data. It's an Industrial DataOps solution that provides flexible and scalable tools to accelerate data usability by domain experts and analysts. In this session, we explain the concepts of industrial data ops and show how organization are breaking down data silos and accelerating digital transformations.
IV15 Day 2 - 60 minutes	PLEX - Enterprise Resource Planning Speaker: Jatinder Sihota	Plex by Rockwell Automation ERP (Enterprise Resource Planning) system is a cloud-based software solution that provides comprehensive functionality to manage and automate various business processes such as manufacturing, supply chain management, financials, human resources, and customer relationship management.
IV07 Day 2 - 60 minutes	PLEX - Quality Management System Speaker: Jonathan Pullon	An introduction to Plex QMS (Quality Management System), a tool for manufacturing organizations to elevate their quality standards and ensure compliance with industry regulations using a closed-loop digital system of record. In this session, we will delve into the functionalities and benefits of Plex QMS, highlighting its significance in today's competitive and quality-centric manufacturing landscape.

Maintenance Evolution

Session Code	Title	Description
ME01 Day 1 - 60 minutes	Enabling AI Powered, Data-driven Maintenance With Fiix® Speaker: Martyn Corf	Discover how digitizing your maintenance operations with Fiix® can help reduce unplanned downtime and increase productivity. You'll learn how Fiix® uses built-in AI technology to deliver real-time insights from human and machine data to optimize asset performance and availability.
ME02 Day 1 - 60 minutes	Use Operational Data to Boost Uptime and Extend Asset Life with Fiix Computerized Maintenance Management System (CMMS) Hands-on Lab Speaker: Martyn Corf	Fiix, a cloud-based, AI-powered CMMS helps businesses manage their maintenance in one place, with a few clicks so you can hit production targets while reducing costs. Join us to test the system, connect with technical experts and see how it works in a real-world environment.

Motor Control		
Session Code	Title	Description
MC21 Day 2 - 60 minutes	Challenging Drive Applications Speaker: Andrew Hoch	Get well beyond the world of simple pump and fan applications, and understand why PowerFlex drives have 2000 in-built parameters. Discover some of the more challenging and interesting applications that have been done recently using PowerFlex drives. You will gain insight into the high-end capabilities of the product.
MC24 Day 2 - 60 minutes	Variable Frequency Drives Installation Best Practices Speaker: Erik Solak	Variable frequency drive installation can be quite specialized. This session will cover best practices in installation, with examples drawn from Tech Support cases where the installation was contributing to drive faults.
MC13 Day 3 - 60 minutes	Alterations and Repairs to Switchboards Compliant to AUS/NZ Standards Speaker: Lucas Paulis	A seemingly simple alteration to a main switchboard can have dramatic consequences to the compliance of the switchboard, the installation, performance and safety of personnel. This presentation investigates the process to determine compliant, effective and safe substitutes for products that are no longer available.
MC23 Day 3 - 60 minutes	Handling Harmonics and Power Factor Considerations with Drives Speaker: Erik Solak	With the majority of modern age equipment now utilising integral power supply technology which continuously chops the AC waveform, harmonics are becoming a widespread issue. Symptoms of false tripping of circuit breakers, electrical distribution assets and cables running at high temperatures and becoming overloaded, dangerously high Neutral currents, and premature equipment failure could all be the result of harmonics distortion.

Operations Management		
Session Code	Title	Description
OM22 Day 1 - 60 minutes	PLEX - Smart Manufacturing Platform Speaker: Amit Wadaskar	Plex Systems by Rockwell Automation delivers the first smart manufacturing platform that empowers the world's leading innovators to make awesome products. Plex gives process and discrete manufacturers the ability to connect, automate, track, and analyze every aspect of their business – from the shop floor to the top floor to drive business transformation. Built in the cloud, the Plex Smart Manufacturing Platform includes MES, ERP, supply chain management, Industrial IoT, and analytics to connect people, systems, machines, and supply chains, enabling them to lead with precision, efficiency, and agility in an ever-changing market.
OM27 Day 1 - 60 minutes	FactoryTalk Energy Manager Speaker: Fahad Farooq	FactoryTalk® Energy Manager™, an IT/OT convergence platform-based energy monitoring application that provides energy and production information based on an energy plant model of the underlying process at a plant, process area, line and machine level. In this session, we demonstrate how manufacturers can understand where, when and how their facilities use energy to establish the necessary scope of their energy savings efforts and define key metrics.
OM24 Day 1 - 60 minutes	LogixAI enabling Edge Analytics Speaker: Fahad Farooq	What do you wish you knew about your manufacturing process? Is there a process parameter you just can't measure that holds the key to unlocking your operational goals? What benefits could you deliver if you just had that one missing piece of information? Could you improve your quality, reduce your downtime, increase your throughput? There are many analytic technologies in the market today but most require deep expertise in both data science and industrial processes which often prevents operational technology (OT) professionals from taking advantage of them. FactoryTalk® Analytics™ LogixAI® changes the game. It continuously monitors the production operation and makes predictions about your process, enabling operators and technicians to easily apply machine learning concepts to get ahead of product quality issues and help protect process integrity – all without having to develop, validate or sustain home-grown machine learning algorithms.
OM31 Day 1 - 120 minutes	Plex Maintenance Hands-on Lab Speaker: Glenn Vassallo	This hands-on lab on Plex Maintenance is tailored specifically for customers eager to optimize their maintenance operations. This concise, interactive session offers direct experience in creating and managing maintenance schedules and work orders, aimed at enhancing asset lifespan and operational efficiency.
OM29 Day 2 - 120 minutes	FactoryTalk® Historian Hands-on Lab - Object Based Capturing Data and Visualizing it using FactoryTalk® Historian and Pi Vision Speaker: Ahmed Mahfooz	Access to historical data is critical in order to analyze and optimize your manufacturing process. In this lab, you will learn how to collect, store, analyze, and visualize data using a robust data capturing engine and powerful reporting tools.




OM32 Day 3 - 120 minutes	Plex Quality Hands-on Lab Speaker: Glenn Vassallo	This hands-on lab on Plex Quality is tailored specifically for customers eager to enhance their quality tracking processes. This concise, interactive session offers direct experience in creating process control plans and quality checksheets, aimed at minimizing scrap and waste, leading to more sustainable and cost-efficient production processes.
OM25 Day 3 - 120 minutes	Achieve Your HMI Vision: FactoryTalk® Optix™ Visualization Platform Speaker: Dean Tresidder	Learn how to improve the delivery of your visualization through an open, scalable, extensible platform. Use FactoryTalk® Optix™, OptixPanel™ and remote connectivity to improve design and deployment options through cloud-enabled editing, version management and multi-user collaboration.
OM30 Day 3 - 60 minutes	The Rockwell Hybrid MES Speaker: Amit Wadaskar	Join the Rockwell Automation Enterprise Software team for an insightful session into the future of Manufacturing Execution Systems (MES) at Rockwell Automation. The 'Rockwell Hybrid MES' enables edge implementation for on-site resilience combined with the scalability of cloud to deliver multiple functions of MES at the location they are required. Technologies covered include PLEX smart manufacturing platform and MESA certified Enterprise-Control System Integration standards.
OM26 Day 3 - 60 minutes	OPCUA and MQTT in Rockwell Automation Architectures Speaker: Steven Clohessy	OPCUA (Unified Architecture) and MQTT (Message Queuing Telemetry Transport) are advanced communication protocols that play crucial roles in modern industrial automation systems. Discover how OPCUA and MQTT are utilised in Rockwell Automation architectures enabling seamless, secure, and efficient communication, enhancing overall system performance and interoperability.
OM28 Day 3 - 60 minutes	Asset Inventory Manager Speaker: Fahad Farooq	What assets are onsite? What is installed and where? Is it time to upgrade a machine? Managing your assets shouldn't be a struggle. Give your entire company an easy way to organize, share and track your brand's assets. You need to maintain security and visibility of the hundreds, or even thousands, of assets across your enterprise. With a centralized, up-to-date repository of your facility's assets, your company will remain connected, highly secure and operational. The solution addresses asset management challenges by reducing costly and time consuming manual counting.






Process

Session Code	Title	Description
PR01 Day 1 - 60 minutes	What's New and Next for the PlantPax® DCS Speaker: Bob Hicks	The PlantPax® system helps producers make better, faster process control decisions. This system enables you to respond more quickly to the demands of your customers and fast-changing specifications. Leverage system-wide functionality and embedded firmware features to help streamline projects, reduce engineering efforts and improve resiliency.
PR02 Day 2 - 60 minutes	Designing and Delivering a High-Performance PlantPax® System Speaker: Derek Athanassiou	Proper use of the PlantPax® System Estimator (PSE) helps ensure your PlantPax® system is designed and sized for optimal performance based on your project requirements. In this session, you will learn about the core capabilities and features of the PlantPax® System and general PlantPax® system design recommendations and best practices. We will also cover some of the available tools that help streamline PlantPax® system development,
PR17 Day 2 - 60 minutes	PlantPax® Sequence & Procedural Control Solutions Speaker: Indro Chaudhuri	Dive deeper into the PlantPax® Sequence and Procedural Control Solutions. Learn where these solutions are best applied for effective and efficient Process Control and Batch implementation. This session will include a practical demonstration.
PR19 Day 2 - 60 minutes	Redundant Solutions for Maximizing Control System Availability Speaker: Gordon Bartlett	High availability solutions require a control system that matches them in reliability. With multiple choices available, this session will help you understand the options for controllers, I/O, HMI, servers and networks to reduce unplanned downtime and have a continuous operation. This session will include information on the upcoming SIL2 High Availability solution release.
PR16 Day 2 - 120 minutes	PlantPax® Bulk Configuration With ACM Hands-on Lab Speaker: Indro Chaudhuri	Learn how to use the powerful features in Application Code Manager to quickly configure a PlantPax® system. In this lab, you will deploy the Rockwell Automation Library of Process Objects content to build your system control strategies and operator displays for a mix tank. You will build the I/O tree with the new FLECHA 5000™ I/O universal modules and build Sequence Manager™ content. Finally, you'll use ACM to efficiently replicate the content too many other mix tanks in your process.



 PR15 Day 3 - 120 minutes	Introduction to the PlantPAx® Process System Hands-on Lab 'Pick and Choose' Speaker: Indro Chaudhuri	"Pick and Choose" your PlantPAx® modern DCS Lab - (PR15a) Introduction to PlantPAx process library OR (PR15b) Introduction to PlantPAx operator environment. (PR15a) The lab covers the development of a PlantPAx application leveraging the pre-defined Library of Process Objects available from Rockwell, including controller routines and HMI global objects. The lab also introduces tag-based alarms, highly integrated HART, and configuration of a cascaded PID loop. (PR15b) Explore the PlantPAx HMI solution by operating and modifying a simulated PlantPAx process application. The user will be introduced to PlantPAx control strategies and the Process Library operator faceplates, including the new Sequencer object. The lab also introduces other features of a PlantPAx system like asset management, historian, trending, and SQL reporting.
--	---	--

Production Automation

Session Code	Title	Description
 PA10 Day 1 - 60 minutes	Kinetix Motion Control For Smart Machines Speaker: Andrew Hassett	Learn about selecting and applying Rockwell's Kinetix Motion portfolio to maximize the efficiency and effectiveness of your machine.
 PA04 Day 1 - 120 minutes	Introduction to FactoryTalk® AssetCentre Hands-on Lab Speaker: Rayan Selvalogan	Discover the basic functionality of FactoryTalk® AssetCentre in a hands-on lab environment. Attendees will use the newly redesigned thin client, configure new assets and security and gather lifecycle data for a network inventory.
 PA03 Day 1 - 120 minutes Day 3 - 120 minutes	Next Gen I/O: Hands-on with Flex 5000 Speaker: Ben Muita	Delivering value with our 5000 series I/O platform technology: Discover FLEX 5000 I/O as a flexible distributed I/O solution, and how to implement an integrated control and safety systems that are TÜV certified for use in fail-safe applications. We will also explore the use of Automatic Diagnostics and highly integrated HART functionality with the Flex5000 Modules.
 PA09 Day 1 - 60 minutes	Safety Applications with GuardLogix® Integrated Safety Controller Platform Hands-on Lab Speaker: Stefan Stainwall	Learn how to use GuardLogix® Safety Systems to support safety programming, including configuration of safety I/O and safety programming instructions, using a single controller for safety, discrete, motion and drive functions including secure connectivity to information systems.
 PA02 Day 1 - 120 minutes Day 3 - 120 minutes	Studio 5000 Logix Designer: Hands-on Labs Speaker Name: Trent Reimers	"Pick and Choose" Are you an experienced user of Studio 5000 Logix Designer or new to Logix programming? This lab has multiple options and provides an overview of the core capabilities of Studio 5000 Logix Designer and demonstrate good design practices. There will focus on the latest updates and newest features of the application including expanded hardware support, productivity enhancements and new application capabilities. Options: - Studio 5000 Logix Designer: Basic Lab - Studio 5000 Logix Designer: Advanced Lab - FactoryTalk Logix Echo Lab
 PA06 Day 2 - 60 minutes	Introduction to ThinManager including FT Optix Deployment Options Hands on Lab Speaker: Rayan Selvalogan	This lab will introduce the core concepts of ThinManager, starting with deploying centralized content with FactoryTalk® View SE, and then shifting to FactoryTalk® Optix using the Chrome Docker Container along with Logix PinPoint. The lab will cover the 4 ways in which ThinManager can deliver content to managed devices - Device, User, Location, and Event. Along the way, the lab will demonstrate some of The Manager's most valuable outcomes including terminal replacement and badging.
 PA05 Day 2 - 120 minutes Day 3 - 120 minutes	FactoryTalk® Optix™ Visualization Platform Introduction and Advanced Speaker: Darren Frost	If you are new to FactoryTalk® Optix™, Discover the powerful features of open, scalable visualization. With FactoryTalk® Optix Studio™, you can rapidly design and deploy projects using object-oriented principles and the latest design concepts. Advanced users can jump in and learn how to leverage the advanced features within the platform. Study the more advanced functionality of FactoryTalk® Optix Studio™, allowing you to rapidly develop and deploy projects using OO principles, templates and IOT protocols.
 PA11 Day 2 -120 minutes	Logix Controller Development in the Cloud Using FactoryTalk® Design Studio™ Speaker: Steven Clohessy	Want to build a system without downloading, installing or updating software? And collaborate seamlessly with colleagues, using modern software development practices in a brand new environment that keeps all of your favorite familiar workflows? Experience it all in this brand new FactoryTalk® Design Studio™ lab.
PA13 Day 2 - 60 minutes	Introduction to Designing Systems in the Cloud Using FactoryTalk® Design Studio™ Speaker: Steven Clohessy	Want to design and deliver automation projects faster? Interested in collaborative workflows and integrated version control systems? Then come learn about how to modernize your development efforts using FactoryTalk® Design Studio™, the latest addition to our design portfolio.

PA01 Day 3 - 60 minutes	Increase Your Productivity by Automating Workflows Throughout Your Project With APIs (Speaker: Dean Tresidder)	Discover how automating workflows through APIs and integrations translates to more productivity. This session will walk you through a Studio 5000® project from software download to program deployment to discover all areas that can be automated in your Logix project.
PA08 Day 3 - 60 minutes	Latest Innovations for Logix, Compute, I/O & Edge Platforms and Design Software Speaker: Steven Clohessy	Take advantage of today's innovations while setting your sights on the future. Join this session to get a recap of recent releases in the Logix Ecosystem, Distributed I/O Families and Networks and Compute and leave with a future vision of programming your Logix architecture.
PA12 Day 3 - 60 minutes	Benefits of Modernisation: Achieve more with new technologies Speaker: Adarsh Emmanuel	Is legacy hardware & networks becoming harder to support as time goes by and staff leave the workforce? Join this session and find the Allen-Bradley® portfolios that can enable advancements in your operations through improvements in control, communication, safety, and analytics. Learn more about which solution is best for your application and how to get the balance of functionality at the right price-point for your needs.
PA07 Day 3 - 120 minutes	Design with Connected Components Workbench™ Software Hands-on Lab Speaker: Andrew Watts	Discover digital engineering for Micro800™ controllers. Learn Connected Components Workbench™ software capabilities such as the Micro800™ Simulator, Logix theme programming, and the new Ethernet implicit I/O messaging integration for Micro800™ controllers, Kinetix® 5100 and PowerFlex® 520 drives.

Smart Devices

Session Code	Title	Description
SD26 Day 1 - 60 minutes	Advanced On-Machine Capabilities of the Armor Powerflex Speaker: Andrew Hoch	Learn about how the Armor Powerflex can simplify your on machine applications. The session we cover system development including hardware selection, power and network topologies. We will also focus on the integration benefits and deployment of the comprehensive range of CIP Safety features the product offers.
SD12 Day 1 - 120 minute	Working with Smart MCCs Speaker: Howard Tan	In this instructor led demo you will learn how to speed up integration with Ethernet-enabled MCCs, Studio 5000™ and IntelliCENTER® software. Experience the ease of integrating Rockwell Automation's Intelligent Motor Control Centres (MCCs) with their associated components – PowerFlex drives and E300 overload relays. See how, with a click of the button, the new IntelliCENTER Integration Assistant populates the Studio 5000™ I/O tree, simplifying device configuration and reducing commissioning time and errors.
SD24 Day 2 - 60 minutes (2 sessions) Day 3 - 60 minutes	Energy Monitoring and Reporting using E300 Electronic Motor Protection Relay Speaker: Shahry Zand	Electric motors serve as the foundation of modern industries, providing the necessary mechanical energy for a majority of manufacturing processes. As energy costs continue to rise and sustainability takes precedence, enhancing efficiency becomes crucial. However, improving efficiency becomes challenging without the ability to measure energy consumption. This is where E300 Electronic Overload relays excel. These relays not only protect motors, thereby reducing costs and minimizing downtime, but they also enable accurate energy measurement and monitoring at the device level. Rockwell Electronic Overload Relays offer a comprehensive range of features in a compact package, empowering users to effectively manage energy usage, safeguard critical components, and monitor motor performance. By doing so, businesses can decrease operational expenses and mitigate the risk of production interruptions.
SD25 Day 2 - 60 minutes (2 sessions) Day 3 - 60 minutes	Motor and Asset Protection using Vibration Monitoring Speaker: Beau Adams	Vibration monitoring, or condition monitoring is an effective way to detect the warning signs associated with motor and machine failure. Why should this critical function be separate from your Logix controllers? Our Dynamix 1444 condition monitoring device integrates completely with your Logix platform and can help you protect your expensive assets by providing continuous and real-time information about your plant fed directly into the where it can be used the most. Learn what the system can do, how it does it, and how you can apply it to real world applications including machinery protection, quality and predictive maintenance.
SD21 Day 2 - 120 minutes Day 3 - 120 minutes	Integrating PowerFlex Drives into Studio 5000 and Beyond Speaker: Jeremy Insull	Learn how to incorporate Allen Bradley devices into your Ethernet network simply and efficiently. Go beyond traditional premier integration to incorporate energy, predictive maintenance, and data analytics' capabilities into your system. This session will focus on how easy it is to get your PlantPAX object based system running by using pre-made libraries for your SCADA and you PLC code. The concepts learned here can be used to create a fully integrated process and power control system that combines the traditionally separated process control and power management systems.

Safety Solutions

Session Code	Title	Description
SS25 Day 1 - 120 minutes Day 3 - 120 minutes	Smart Safety Systems: Hands-on Lab Speaker: Will Wilson	Intelligent devices help improve insight into machinery operation and worker behaviors, while providing feedback on system operation to help reduce downtime. In this lab, you'll learn programming of safety devices, design requirements for integrating additional CIP Safety enabled devices, and the impact to the safety integrity of the system.
SS01 Day 1 - 60 minutes	Functional Safety Standards and the Changing Compliance Landscape Speaker: Stefan Stainwall	This session will introduce you to functional safety standards and requirements that apply to automation equipment. Many are driven by the European Machinery Directive but are globally accepted. Understand the range of safety standards, their application, assignment of risk and Performance Levels, and tools available to help calculate machinery safety data.
SS11 Day 2 - 60 minutes	Safe Position and Speed Monitoring – Real World Application of Advanced Safety Technology Speaker: Andrew Hoch	Explore real-world advanced safety applications and how innovative machine design can dramatically improve productivity. Minimizing lock-out/tag-out downtime with alternative measures – including safe position and speed monitoring – can help protect workers and improve productivity.
SS06 Day 2 - 60 minutes	Introduction to Machine Risk Assessment and Functional Specification Development Speaker: Stefan Stainwall	Risk assessments are the basis for determining risks and corresponding mitigation. By properly identifying risks, more effective and suitable methods of safeguarding measures can be implemented. This session will showcase the process of performing plant-wide audits and machinery risk assessments, and use of available tools to streamline the process.
SS10 Day 2 - 60 minutes	Designing a Safe Motor Control System Speaker: Stefan Stainwall	This presentation discusses how to use a risk assessment to assign a Performance Level (PL), develop a Safety Requirements Specification, and design the safety related parts of the control system (SRP/CS).
SS02 Day 3 - 120 minutes	Right-Size Your Safety Control System to Better Manage a More Sustainable Business Speaker: Gordon Bartlett	Discover how the key advantages of a GuardLogix® safety architecture can help you design the right-sized system through scalability, premier integration with other safety products, comprehensive safety-rated instruction set and more. Learn how Rockwell Automation® safety solutions are deployed in various applications.
SS26 Day 3 - 60 minutes	Tools to Help You Design and Scope Your Safety System Speaker: Will Wilson	Explore our design tools that can help you design your safety system in collaboration with the safety risk lifecycle process.

Visualization

Session Code	Title	Description
VZ02 Day 1 - 60 minutes	What's New and Next in Visualization Speaker: Dean Tresidder	Discover the newly released products and features in our visualization software and hardware portfolio. This session showcases how new capabilities enable scalable solutions, efficient application design, access to real-time information and improve operator effectiveness.
VZ12 Day 1 - 120 minutes	What's New in FactoryTalk® View Site Edition v14 Advanced Hands-on Lab Speaker: Darren Frost	This lab on FactoryTalk® View Site Edition covers our latest releases new and enhanced features. Topics include our new Datalog Pro integrated with influxDB, new runtime navigation menu, Apache E-Chart widget integration, extended tag properties, alarming new functions, and mobility.
VZ11 Day 2 - 120 minutes	Designing Machine-level HMI with PanelView™ 5000 Graphic Terminals and Studio 5000 View Designer® Basic Hands-on Lab Speaker: Shweta Vakade	This session will introduce you to the latest PanelView™ 5000 hardware and Studio 5000® View Designer® software. You will learn how easy it is to create, download and run an application and see some of the more powerful capabilities of the platform. You will also get a sneak peek at some of the latest features.



— ADELAIDE —

JULY 30 - AUGUST 1, 2024



Allen-Bradley, CompactLogix, Connected Components Workbench, ControlFLASH PLus, ControlLogix, E200, Dynamix, FactoryTalk, FactoryTalk Analytics, FactoryTalk Brew, FLEX 5000, GuardLogix, Guardmaster, Integrated Architecture, iTRAK, Kinetix, LogixAI, MagneMotion, Micro800, MicroLogix, PanelView, PartnerNetwork, PlantPAX, PowerFlex, ProposalWorks, Rockwell Automation, Rockwell Automation TechED, Rockwell Software, RSLinx, RSLogix 500, SequenceManager, SLC, Stratix, Studio 5000, Studio 5000 Automation Engineering & Design Environment, Studio 5000 Architect, Studio 5000 Logix Designer, Studio 5000 View Designer, TeamONE, ThinManager and TotalFORCE are trademarks of Rockwell Automation, Inc.

Trademarks not belonging to Rockwell Automation are property of their respective companies.

Copyright ©2024 Rockwell Automation, Inc. All Rights Reserved.