

Integrate Endress+Hauser Instruments in a PlantPAx Distributed Control System

System Release 5.30

PlantPAx
Distributed Control System

Endress+Hauser 
People for Process Automation

 Allen-Bradley • Rockwell Software

Rockwell
Automation

Selection Guide

Original Instructions

What's Inside

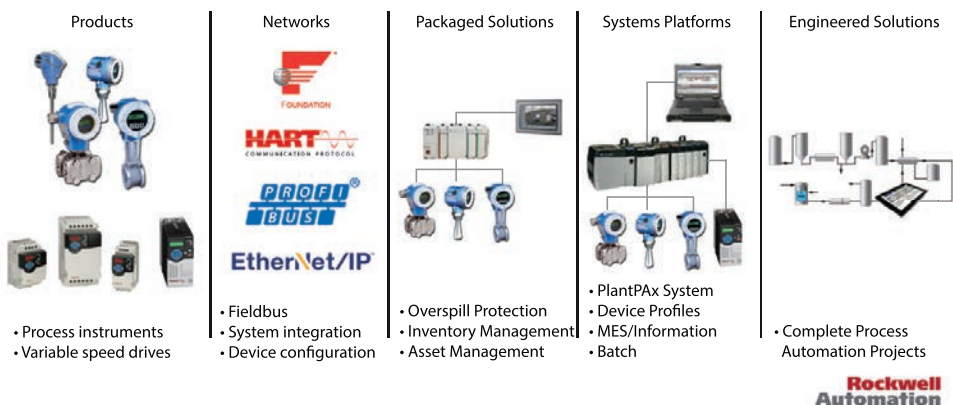
Topic	Contents	Page
Application Overview	Summary of the steps to integrate Endress+Hauser instruments in a PlantPAx® Distributed Control System (DCS), including: <ul style="list-style-type: none"> • hardware options • software options • integration components 	3
Process Device Integration	Updates device integrations for custom and Studio 5000® environments	5
Integrated E+H HART Devices	Required Allen-Bradley® control hardware for HART connectivity	10
Integrated HART Devices	Endress+Hauser HART devices	11
EtherNet/IP System Requirements	Required Allen-Bradley control hardware for EtherNet/IP™ connectivity	26
Integrated E+H EtherNet/IP Devices	Endress+Hauser EtherNet/IP devices	27
Process Device Configuration	How to configure process devices within a PlantPAx DCS using FDT/DTM technology	33

Preferred Integration

Manufacturers often prefer to select components from different suppliers so they can achieve the best control system with the best measurement components. This approach can pose risks because integration of components from different sources is often problematic. There are hundreds of different components in a typical plant: controllers, remote I/O, electrical drives, safety equipment, and sensors. Each component must be integrated, configured, and optimized during commissioning and startup to help ensure efficient operations over their lifecycle.

Rockwell Automation® and Endress+Hauser have strengthened their strategic alliance to provide complete process automation solutions that include instrumentation, software, and control systems. Rockwell Automation and Endress+Hauser have delivered a set of integration components that deliver plant-wide diagnostics and lifecycle management for seamless operation between products from both companies. This preferred integration provides you with the following:

- Reduced integration costs throughout engineering, commissioning, and start up
- Optimized plant availability and output
- Increased product quality and consistency
- Optimized traceability to meet regulatory demands
- Predictive maintenance through intelligent instruments

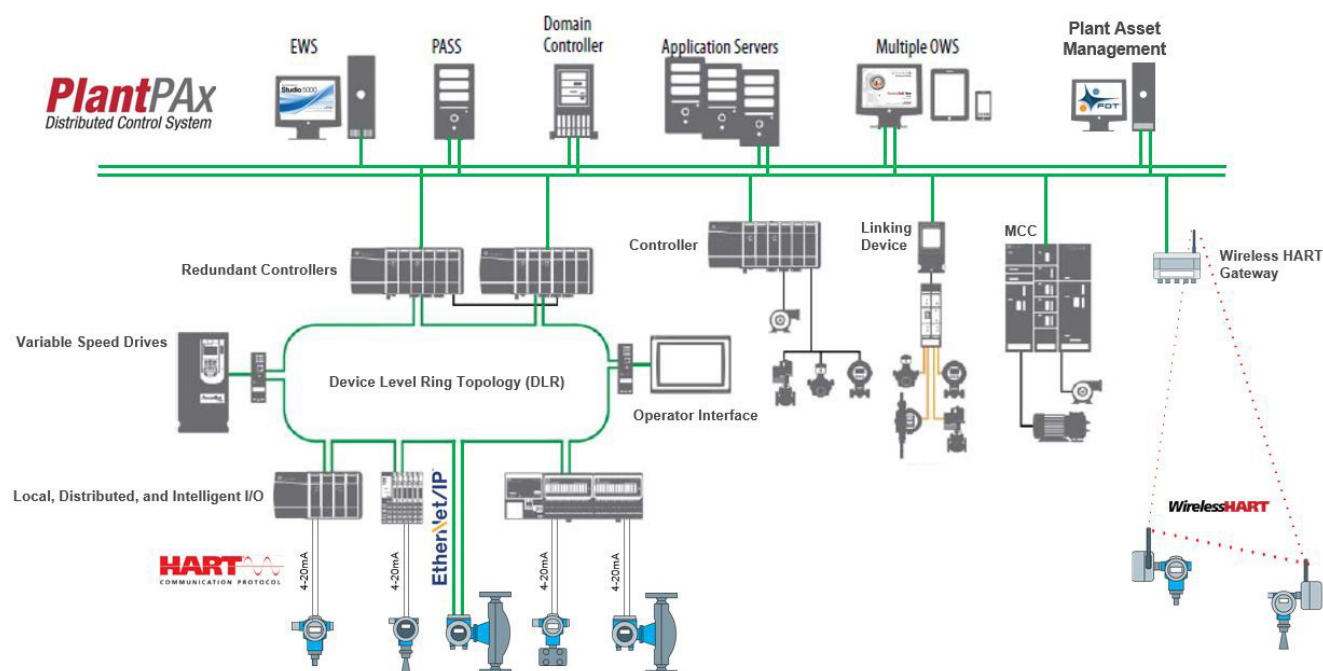


Each company provides Add-on Profiles (AOPs) and process objects, that include Add-On Instructions and faceplates. This document helps you select the Endress+Hauser instruments to integrate with a Rockwell Automation control system.

Application Overview

The standard integration process involves the following steps:

1. Hardware and instrumentation.
See [Hardware Options](#) and [Software Options](#)
2. Install Add-on Profiles and other accessory files (such as EDS files).
See [Integration Components](#)
These files are necessary to configure the control hardware and instrumentation in the controller program.
3. Use the appropriate instructions in the Library of Process Objects to develop the application.
See [Integration Components](#)
4. Use the faceplates and graphical files to create an operator interface to monitor the application.
See [Integration Components](#)
5. Use FDT/DTM technology to get access to the process device configuration.
See [Integration Components](#) and [Software Options](#)



Hardware Options

Select communication modules that support the protocol that connects the Endress+Hauser instruments.

Protocol	See Page
HART	9
EtherNet/IP	25

Software Options

Software	Description
PlantPAx Distributed Control System	<p>The PlantPAx system is a distributed control system (DCS) that meets scalability and availability requirements for process control systems. The system shares common technology (the Integrated Architecture® system) with all other automation disciplines in the plant. This approach creates a seamless information flow across the plant for optimization opportunities and enables a Connected Enterprise®.</p> <p>For more information, see the PlantPAx Distributed Control System Selection Guide, publication PROCES-SG001</p>
Studio 5000® Integrated Design Environment	<p>The design environment for the configuration of an Integrated Architecture system, including the PlantPAx system. For more information, see: Automation System Design Software</p>
Endress+Hauser Device Configuration Management	<p>FieldCare is the Endress+Hauser configuration tool for field devices. The software provides a range of functionality that includes device parameterization, replacement, and condition monitoring. The software uses DTM and other methods to integrate devices.</p> <p>For more information see: Endress + Hauser Device Configuration Managerment</p>
Endress+Hauser Netilion Industrial Internet of Things (IIoT) Services	<p>Endress+Hauser solution for the Industrial Internet of Things. Improve and optimize plant productivity.</p> <p>For more information see: Endress+Hauser Netilion Services</p>

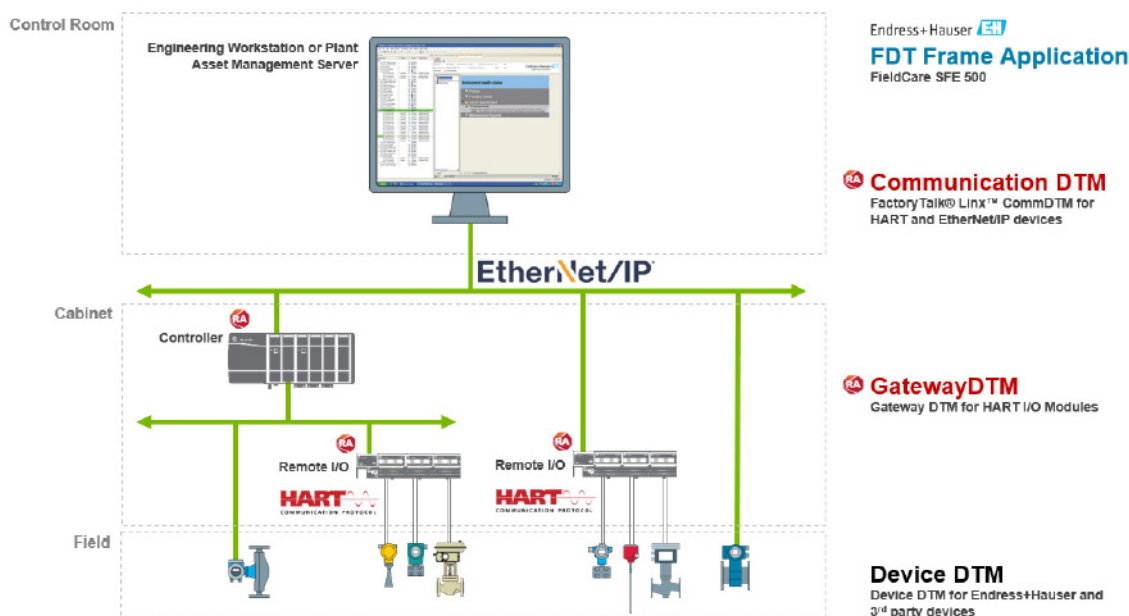
Integration Components

Component	Description	Download
Add-on Profile (AOP)	An AOP file is the device description that integrates modules and devices into the Rockwell Automation Studio 5000 environment. An AOP file integrates configuration parameters and tag data into the controller program. This premier integration eliminates the need for you to map data or create tag aliases.	<p>Rockwell Automation I/O modules: Find downloads</p> <p>In the search field, type the product number of your device (for example, 1756-IF16IH) and select Downloads. You can now select the Select Files box to see a list of AOP downloads for that device.</p> <p>Endress+Hauser Ethernet instruments: Downloads</p> <p>Select Device Driver. Select AOP. Search by product code or text to refine the search.</p>
Add-On Instruction (AOI)	Add-On Instructions are reusable code objects that contain encapsulated logic. The objects let you create your own instruction set for programming logic to supplement the instruction set that is embedded in the controller. An Add-On Instruction is defined once in each controller project, and can be instantiated multiple times in your application code. There are also PlantPAx instructions incorporated into the Process Controller.	<p>The Rockwell Automation Library of Process Objects is a predefined library of controller code (Add-On Instructions), display elements (global objects), and faceplates.</p> <p>Find downloads</p> <p>In the search field, type process library and select the version.</p>
Faceplate	A faceplate is a graphical representation on an operator workstation of a specific function. Plant operators and engineers use the faceplates to monitor device performance, identify faults, and take corrective action. The faceplates create a flow of information between key components of the manufacturing process — from the Endress+Hauser instrumentation to an enterprise business system.	<p>For more information, see:</p> <ul style="list-style-type: none"> Rockwell Automation Library of Process Objects, publication PROCES-RM200 Rockwell Automation Library of Process Objects: HART Modules for PlantPAx DCS Reference Manual, publication PROCES-RM010
Electronic data sheet (EDS)	An EDS file is the device description that integrates EtherNet/IP modules and instrumentation into the Rockwell Automation Studio 5000 environment.	<p>Rockwell Automation Devices: Find downloads</p> <p>In the search field, type EDS file. Scroll to select the desired devices.</p> <p>Endress+Hauser instruments: Downloads</p> <p>Select Device Driver. Select EDS. Search by product code or text to refine the search.</p>
Communication DTM (FactoryTalk Linx CommDTM)	A CommDTM is the first DTM to be activated upon communication setup in an FDT/FRAME application. It standardizes the communication channel to the corresponding communication operations of the mapped network protocol. This DTM acts as the standardized device driver for one or multiple protocols.	<p>Rockwell Automation devices: Find downloads</p> <p>In the search field, type FactoryTalk Linx CommDTM and select the version.</p>
Gateway DTMs	Gateway DTMs allow communication to transition between the communications paths of different protocols in the FDT architecture. Gateway DTMs act as a link between the CommDTM and the device.	<p>Rockwell Automation devices: Find downloads</p> <p>In the search field, type DTM and select the device type.</p>

Component	Description	Download
Device DTMs	A Device Type Manager™ (FDT/DTM™) is a software component for an intelligent device or communication component within a digital network. It contains all of the parameters, functions, user interfaces, and other items that represent the devices features. The user interface to the DTM is supplied by the manufacturer.	Endress+Hauser Device DTMs: Downloads Select Device Driver. Select DTM. Search by product code or text to refine the search. Download any other third-party Device DTMs direct on the FDT Group website (https://www.fdtgroup.org) or from the appropriate device vendor home page

Process Device Configuration

Use FDT® Technology to configure, maintain, and monitor your smart field devices. Everything that you need is in an FDT/DTM compatible frame application with the appropriate Communication, Gateway, and device DTMs. Together an FDT Frame and a DTM, or a collection of DTMs, create an FDT-enabled application, which can be scaled from a single device to tens of thousands of devices controlled by a single FRAME throughout the automation system.



Process Device Integration

To integrate the HART device, you must configure two components:

- An Add-On Profile (AOP) instance: This establishes the communication link and data structure for the HART device.
- A control strategy: This strategy incorporates both a HART device instruction that is specifically designed for the HART device and regular control instructions for your overall process control logic.

Devices on Rockwell Automation HART I/O Modules

Figure 1 - PlantPax 5.0 and Later Library, FLEXHA 5000, and FLEX 5000 Highly Integrated HART I/O Modules

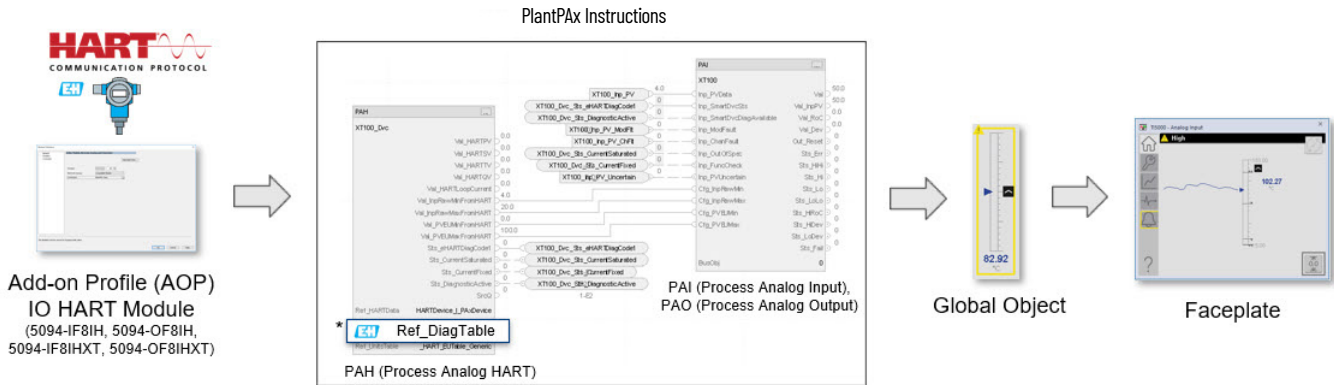


Figure 2 - PlantPax 5.0 and Later and 1756, 1794, 1718, 1719, 1734, 1769 or 1715 HART I/O Modules

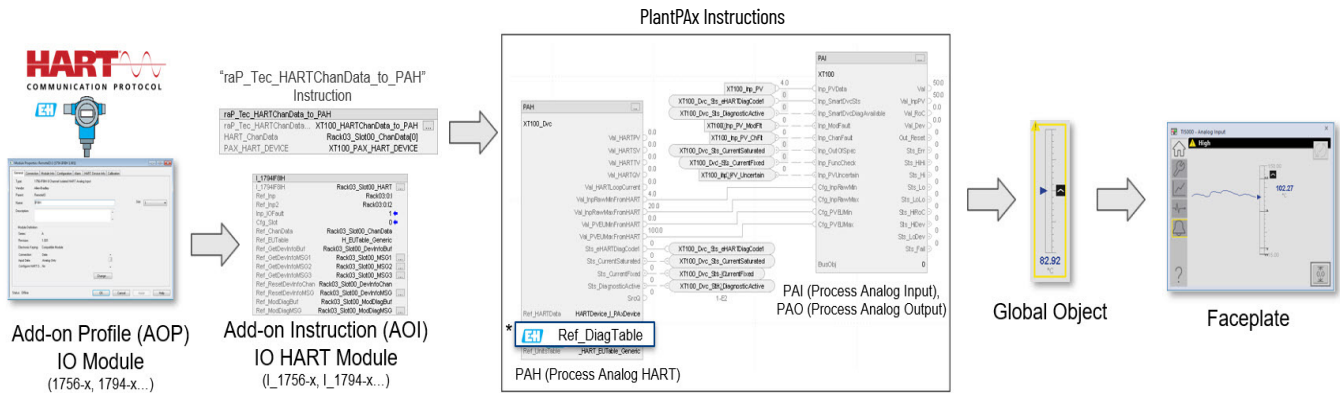
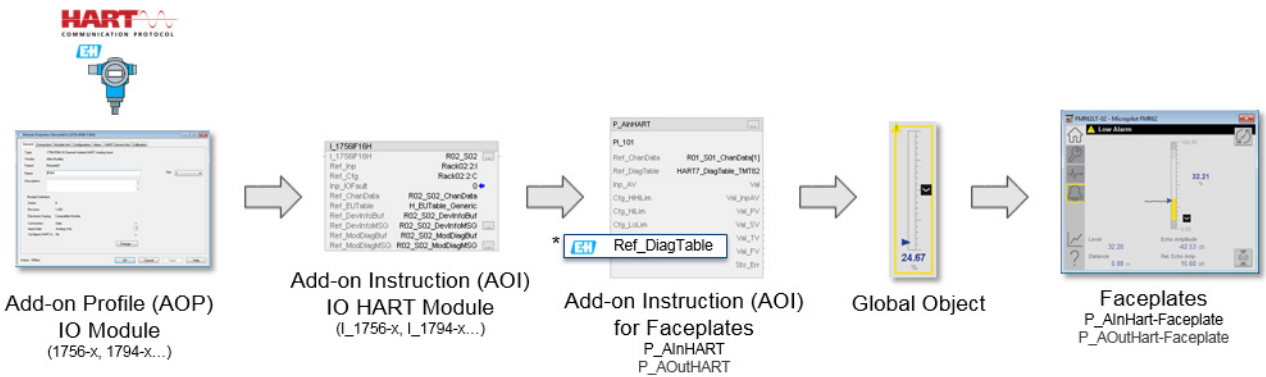


Figure 3 - PlantPax 4.10 and 1756, 1794, 1718, 1719, 1734, 1769 or 1715 HART I/O Modules

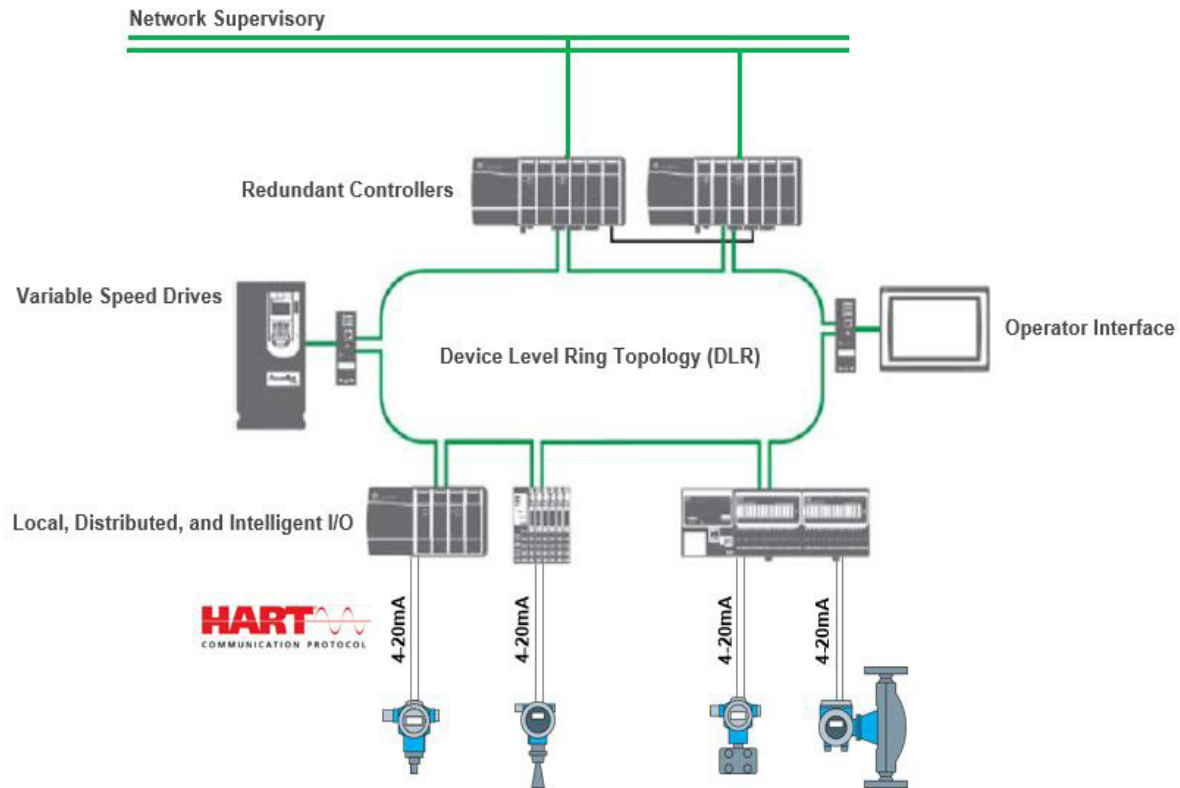


* Detailed diagnostic tables available for Endress+Hauser devices

Notes:

The Highway Addressable Remote Transducer (HART) protocol supports industrial process measurement and control applications. The HART protocol combines analog and digital communication in both wired and wireless architectures. The analog signal uses a range of 4.0...20.0 mA DC, and the digital communication signal is superimposed on the analog signal. Additional information can be found in [Publication PROCES-RM010, Rockwell Automation® Library of Process Objects: HART Modules for PlantPax® DCS.](#)

Example Topology



Integrated E+H HART Devices

Supported I/O Modules

Family	Module	Description
1715 Redundant I/O Modules Redundant I/O System User Manual, publication 1715-UM001	1715-IF16	Allen-Bradley® redundant I/O 16-channel analog input module with HART
	1715-OF8I	Allen-Bradley redundant I/O 8-channel isolated analog input module with HART
1719 EX I/O Modules 1719 EX I/O Modules User Manual, publication 1719-UM001	1719-CF4H	Allen-Bradley 4-channel configurable HART analog I/O module
	1719-IF4HB	Allen-Bradley 4-channel HART analog input module
1756 ControlLogix® I/O Modules ControlLogix® HART Analog I/O Modules User Manual, publication 1756-UM533	1756-IF8H	Allen-Bradley ControlLogix 8-channel HART analog input module
	1756-IF8IH	Allen-Bradley ControlLogix 8-channel isolated HART analog input module
	1756-IF16H	Allen-Bradley ControlLogix 16-channel HART analog input module
	1756-IF16IH	Allen-Bradley ControlLogix 16-channel isolated HART analog input module
	1756-OF8H	Allen-Bradley ControlLogix 8-channel HART analog output module
	1756-OF8IH	Allen-Bradley ControlLogix 8-channel isolated HART analog output module
1794 FLEX™ I/O Modules FLEX I/O Isolated Input/Output HART Analog Modules User Manual, publication 1794-UM065	1794-IF8IH	Allen-Bradley FLEX I/O 8-channel isolated HART analog input module
	1794-IF8IHNFXT	Allen-Bradley FLEX I/O-XT™ extended temperature 8-channel isolated HART analog input module
	1794-OF8IH	Allen-Bradley FLEX I/O 8-channel isolated HART analog output module
1734 POINT I/O™ Modules http://www.spectrumcontrols.com	1734sc-IE2CH	Spectrum Controls POINT I/O 2-channel HART analog input module
	1734sc-IE4CH	Spectrum Controls POINT I/O 4-channel HART analog input module
	1734sc-OE2CIH	Spectrum Controls POINT I/O 2-channel isolated HART analog output module
1769 Compact I/O™ Modules http://www.spectrumcontrols.com	1769sc-IF4IH	Spectrum Controls Compact I/O 4-channel isolated HART analog input module
	1769sc-OF4IH	Spectrum Controls Compact I/O 4-channel isolated HART analog output module
FLEX 5000™ I/O Modules publication 5094-UM007	5094-IF8IH	Allen-Bradley Flex 5000 Analog 8-channel analog isolated HART
	5094-OF8IH	Allen-Bradley Flex 5000 Analog 8-channel output isolated HART
	5094-IF8IHXT	Allen-Bradley Flex 5000 Analog 8-channel input isolated HART (Extreme environment)
	5094-OF8IHXT	Allen-Bradley Flex 5000 Analog 8-channel output isolated HART (Extreme environment)
	5094-IF4IHS	Allen-Bradley Flex 5000 Analog 4-channel isolated current/voltage/HART safety input modules
	5094-IF4IHSXT	Allen-Bradley Flex 5000 Analog 4-channel isolated current/voltage/HART safety input modules (Extreme environment)
FLEXHA 5000 I/O Modules publication 5015-UM001	5015-U8IHFTXT	FLEXHA 5000, Isolated Input or Output, 8 Channel, 24-volt DC Digital In Out, 4-20mA Analog In Out, Hart, Current Sinking, IO and Comm Status LEDs, Diagnostic Module, Fault Tolerant Capable and XT)
Wireless HART Fieldgate Gateway WirelessHART Fieldgate Technical Information	SWG70	Endress+ Hauser WirelessHART gateway with Ethernet interface
Wireless HART Adapter WirelessHART Adapter Technical Information	SWA70	Endress+ Hauser WirelessHART interface with power supply for field devices
Memograph Memograph Technical Information	RSG45	Endress+ Hauser data manager
1718 EX I/O Modules 1718 EX I/O Modules User Manual, publication 1718-UM001	1719-CF4H 1719-IF4HB	Allen-Bradley 4-channel configurable HART analog I/O module Allen-Bradley 4-channel HART analog input module

Download add-on profile and accessory files from the Product and Compatibility Download Center at:



<https://compatibility.rockwellautomation.com/Pages/home.aspx>

Integrated HART Devices




HART Analytical Devices

Family	Device	Documentation
Liquiline Multichannel transmitter for monitoring processes 	CM44P: multichannel; combines process photometers and Memosens sensors	Liquiline CM44P Operating Instructions
	CM442: 1 or 2 channel	Liquiline CM442/CM444/CM448 Operating Instructions
	CM444: 4 channel	
	CM448: 8 channel	
	CM442R: DIN rail or cabinet; 1 or 2 channel	Liquiline CM442R/CM444R/CM448R Operating Instructions
	CM444R: DIN rail or cabinet; 4 channel	
	CM448R: DIN rail or cabinet; 8 channel	
Liquiline M Transmitter for pH/ORP, conductivity, or oxygen measurement 	CM42: Two-wire transmitter for Ex and non-Ex areas	Technical Information Liquiline M CM42
Liquiline Compact 	CM82: Configurable space- saving multiparameter transmitter for Memosens sensors	Technical Information Liquiline Compact CM82
Liquistation Stationary sampler for water and wastewater treatment 	CSF34: North America version	Liquistation CSF34 Operating Instructions
	CSF48: integrated controller	Liquistation CSF48 Operating Instructions

HART Analytical Devices

Family	Device	Documentation
Liquisys M Continuous plausibility, process, and sensor checks for liquid analysis 	CLM223: panel device; conductivity transmitter	Liquisys M CLM223/253 Operating Instructions
	CLM253: field device; conductivity transmitter	
	COM223: panel device; dissolved oxygen transmitter	Liquisys M COM223/253 Operating Instructions
	COM253: field device; dissolved oxygen transmitter	
Smartec S Toroidal conductivity measurement system 	CPM223: panel device; pH/ORP transmitter	Liquisys M CPM223/253 Operating Instructions
	CPM253: field device; pH/ORP transmitter	
	CLD132: hygienic applications	Field Communication with Smartec S CLD 132 Operating Instructions
	CLD134: hygienic and sterile applications	Smartec CLD134 Operating Instructions

HART Flow Devices

Family	Devices	Documentation
CNGmass DCI Coriolis flowmeter for refueling applications 	8DF	CNGmass DCI HART Operating Instructions
Cubemass DCI Ultra-compact Coriolos flowmeter for small quantities 	8CN	Cubemass DCI HART Operating Instructions
Proline t-mass Thermal mass flowmeter that is designed for the direct mass flow measurement of industrial gases, and compressed air 	65F: inline 65I: integrated gas engine	Proline t-mass 65 Operating Instruction



HART Flow Devices

Family	Devices	Documentation
Proline t-mass 150 Thermal mass flowmeter that is designed for the direct mass flow measurement of industrial gases, and compressed air 	A 150: utility gases; inline	Proline t-mass A 150 HART Operating Instructions
	B 150: utility gases; insertion	Proline t-mass B 150 HART Operating Instructions
	T 150: water; insertion	Proline t-mass T 150 HART Operating Instructions
Proline t-mass 300 Flowmeter with long-term stability and a sense for utility gases 	F 300: utility and process gases, inline, easy cleaning	Proline t-mass F/I 300/500 Operating Instructions
	I 300: utility and process gases, insertion, flexible mounting location	Proline t-mass F/I 300/500 Operating Instructions
Proline t-mass 500 Versatile instrument for pure gases and gas mixtures 	F 500: utility and process gases, inline, remote, easy cleaning	Proline t-mass F/I 300/500 Operating Instructions
	I 500: utility and process gases, insertion, remote, flexible mounting	Proline t-mass F/I 300/500 Operating Instructions
Promag 10 Electromagnetic flowmeter 	10D: wafer version 10E: basic chemical applications 10H: food and beverage and life science industries 10L: water and wastewater industries with a lap-joint flange 10P: chemical and process applications with corrosive liquids and high medium temperatures 10W: IP68 protection (Type 6P enclosure)	Proline Promag 10 HART Operating Instructions
Proline Promag 100 Electromagnetic flowmeter 	E 100: chemical applications	Proline Promag E 100 HART Operating Instructions
	H 100: hygienic applications	Proline Promag H 100 HART Operating Instructions
	P 100: chemical and process applications with corrosive liquids and high medium temperatures	Proline Promag P 100 HART Operating Instructions

HART Flow Devices

Family	Devices	Documentation
Proline Promag 200 Electromagnetic flowmeter 	H 200: hygienic applications	Proline Promag H 200 HART Operating Instructions
	P 200: chemical and process applications with corrosive liquids and high medium temperatures	Proline Promag P 200 HART Operating Instructions
Proline Promag 300 Electromagnetic flowmeter 	H 300: hygienic applications	Proline Promag H 300 HART Operating Instructions
	P 300: chemical and process applications with corrosive liquids and high medium temperatures	Proline Promag P 300 HART Operating Instructions
	W 300: corrosive protection for water and wastewater applications	Proline Promag W 300 HART Operating Instructions
Proline Promag 400 Electromagnetic flowmeter 	D 400: wafer flowmeter for water applications	Proline Promag D 400 HART Operating Instructions
	W 400: corrosive protection for water and wastewater applications	Proline Promag W 400 HART Operating Instructions
Proline Promag 500 Electromagnetic flowmeter 	H 500: hygienic applications	Proline Promag H 500 HART Operating Instructions
	P 500: chemical and process applications with corrosive liquids and high medium temperatures	Proline Promag P 500 HART Operating Instructions
	W 500: corrosive protection for water and wastewater applications	Proline Promag W 500 HART Operating Instructions
Proline Promass 100 Coriolis flowmeter 	A 100: small quantities of liquids and gases for high pressure and low pressure	Proline Promass A 100 HART Operating Instructions
	E 100: smallest footprint	Proline Promass E 100 HART Operating Instructions
	F 100: multiple process applications	Proline Promass F 100 HART Operating Instructions
	G 100: liquids and gases in high pressure applications up to 350 bar (5080 psi)	Proline Promass G 100 HART Operating Instructions
	H 100: corrosion resistant	Proline Promass H 100 HART Operating Instructions
	I 100: in-line viscosity and flow measurement	Proline Promass I 100 HART Operating Instructions
	O 100: liquids and gases at the highest process pressures in the oil and gas industry	Proline Promass O 100 HART Operating Instructions
	P 100: life science applications	Proline Promass P 100 HART Operating Instructions


HART Flow Devices

Family	Devices	Documentation
Proline Promass 200 Coriolis flowmeter 	E 200: loop power; hazardous area	Proline Promass E 200 HART Operating Instructions
	F 200: loop power	Proline Promass F 200 HART Operating Instructions
Proline Promass 300 Coriolis flowmeter 	A 300: small quantities of liquids and gases for high pressure and low pressure	Proline Promass A 300 HART Operating Instructions
	E 300: smallest footprint	Proline Promass E 300 HART Operating Instructions
	F 300: multiple process applications	Proline Promass F 300 HART Operating Instructions
	H 300: corrosion resistant	Proline Promass H 300 HART Operating Instructions
	I 300: in-line viscosity and flow measurement	Proline Promass I 300 HART Operating Instructions
	O 300: liquids and gases at the highest process pressures in the oil and gas industry	Proline Promass O 300 HART Operating Instructions
	P 300: life science applications	Proline Promass P 300 HART Operating Instructions
	Q 300: liquids and gases at the highest process pressures in the oil and gas industry	Proline Promass Q 300 HART Operating Instructions
	S 300: self-drainable single-tube system for food and beverage applications	Proline Promass S 300 HART Operating Instructions
	X 300: on- and offshore applications in the oil and gas industry	Proline Promass X 300 HART Operating Instructions


HART Flow Devices

Family	Devices	Documentation
Proline Promass 500 Coriolis flowmeter 	A 500: small quantities of liquids and gases for high pressure and low pressure	Proline Promass A 500 HART Operating Instructions
	E 500: smallest footprint	Proline Promass E 500 HART Operating Instructions
	F 500: multiple process applications	Proline Promass F 500 HART Operating Instructions
	H 500: corrosion resistant	Proline Promass H 500 HART Operating Instructions
	I 500: in-line viscosity and flow measurement	Proline Promass I 500 HART Operating Instructions
	O 500: liquids and gases at the highest process pressures in the oil and gas industry	Proline Promass O 500 HART Operating Instructions
	P 500: life science applications	Proline Promass P 500 HART Operating Instructions
	Q 500: liquids and gases at the highest process pressures in the oil and gas industry	Proline Promass Q 500 HART Operating Instructions
	S 500: self-drainable single-tube system for food and beverage applications	Proline Promass S 500 HART Operating Instructions
	X 500: onshore and offshore applications in the oil and gas industry	Proline Promass X 500 HART Operating Instructions
Proline Prosonic Flow Ultrasonic flowmeter 	91W: clamp-on sensor	Prosonic Flow 91 Operating Instructions
	92F: loop powered	Prosonic Flow 92F PROFIBUS PA Operating Instructions
	93C: inline for large pipes up to DN 2000	Prosonic Flow 93 HART Operating Instructions
	93P: clamp-on sensor for hazardous locations	Prosonic Flow 93 HART Operating Instructions
	B 200: biogas	Proline Prosonic Flow B 200 HART Operating Instructions
	G 300: inline measurement of natural and process gas in chemical, oil, and gas industries	Proline Prosonic Flow G 300 HART Operating Instructions
	G 500: inline measurement of natural and process gas in chemical, oil, and gas industries	Proline Prosonic Flow G 500 HART Operating Instructions




HART Flow Devices

Family	Devices	Documentation
Prowirl Vortex flowmeter for steam quality measurement 	C 200: carbon-steel sensor	Proline Prowirl C 200 HART Operating Instructions
	D 200: disc/wafer model	Proline Prowirl D 200 HART Operating Instructions
	F 200: heavy duty applications	Proline Prowirl F 200 HART Operating Instructions
	O 200: high-pressure applications	Proline Prowirl O 200 HART Operating Instructions
	R 200: integrated reduction of the line size by 1 or 2 diameters	Proline Prowirl R 200 HART Operating Instructions

HART Level Devices

Family	Device	Documentation
Gammapiot M compact 2 wire transmitter which is designed for non-contact point level detection, continuous level, interface and density measurement in liquids, solids, suspensions or sludges. 	FMG50	Gammapiot FMG50 Operating Instructions



HART Level Devices

Family	Device	Documentation
<p>Levelflex Guided-radar, continuous-level, and interface measurement</p> 	FMP50: basic level applications in liquids	Levelflex FMP50 HART Operating Instructions
	FMP51: standard sensor for liquids (level and interface measurement)	Levelflex FMP51, FMP52, FMP54 HART Operating Instructions
	FMP52: coated probe for use in aggressive liquids (level and interface measurement)	
	FMP54: high-temperature and high-pressure applications in the oil and gas, chemical, and power industries (level and interface measurement)	
	FMP53: hygiene requirements in the food and life sciences industries	Levelflex FMP53 HART Operating Instructions
	FMP55: multiparameter device (level and interface measurement)	Levelflex FMP55 HART Operating Instructions
<p>Liquicap M Continuous level and interface measurement in liquids</p> 	FMP56: basic model for all level applications in bulk solids	Levelflex FMP56, FMP57 HART Operating Instructions
	FMP57: standard sensor for level measurement in bulk solids	
<p>Liquicap M Continuous level and interface measurement in liquids</p> 	FMI51: fully insulated rod probe	Operating Instructions Liquicap M FMI51, FMI52 FFI50H HART
	FMI52: fully insulated rope probe	





HART Level Devices

Family	Device	Documentation
Micropilot Level measurement in liquids or solids 	FMR20: water and wastewater and utilities	Micropilot FMR20 HART Operating Instructions
	FMR51: standard sensor for level liquid applications FMR52: aggressive liquids or applications with hygiene requirements	Micropilot FMR51, FMR52 HART Operating Instructions
	FMR54: strong steam or ammonia applications	Micropilot FMR54 HART Operating Instructions
	FMR60B: standard sensor for liquid level measurement with 80 GHz technology	Micropilot FMR60B Operating Instructions
	FMR62B: Optimized for demanding applications	Micropilot FMR62B HART Operating Instructions
	FMR63B: sensor hygiene applications in the food and life sciences industry	Micropilot FMR63B Operating Instructions
	FMR66B: sensor for light-duty process conditions	Micropilot FMR66B Operating Instructions
	FMR67B: sensor for highest demands in bulk solids and best suited for measurements in high silos, bunkers or stockpiles	Micropilot FMR67B Operating Instructions
Prosonic M Non-contact level measurement in fluids, pastes, and coarse bulk materials; flow measurement in open channels or at weirs 	FMU40: level measurement in liquids and bulk solids for up to 5 m (16.04 ft)	Prosonic M FMU40/41/42/44 Operating Instructions
	FMU41: measurement in liquids and bulk solids for up to 8 m (26.25 ft)	
	FMU42: measurement in liquids and bulk solids for up to 10 m (32.81 ft)	
	FMU44: measurement in liquids and bulk solids for up to 20 m (65.62 ft)	






HART Level Devices

Family	Device	Documentation
Prosonic S Continuous, non-contact level measurement of fluids, pastes, sludge, and powdery to coarse bulk solids 	FMU90: level/flow measurement and pump control FDU90, FDU91, FDU91F, FDU92, FDU93, FDU95: transmitter in housing for field or top hat rail mounting for up to 2 sensors	Prosonic S FMU90
Waterpilot Hydrostatic level measurement 	FMX21: level probe with ceramic cell	Waterpilot FMX21 Operating Instructions




HART Point Level Devices

Family	Device	Documentation
Liquiphant 	FTL51B: Point level device for all liquid media	Liquiphant FTL51B Operating Instructions
	FTL62: Point level device with highly corrosion-resistant coating for liquids	Liquiphant FTL62 Operating Instructions
	FTL63: Hygienic point level device for liquids	Liquiphant FTL63 Operating Instructions
	FTL64: Point level device for liquids in high-temperature applications	Liquiphant FTL64 Operating Instructions





HART Pressure Devices

Family	Device	Documentation
Cerabar Digital pressure transmitter with sensor for measurement in gases or liquids 	PMC51B: Pressure transmitter with ceramic membrane for highly accurate measurement of liquids and gases PMP51B: Pressure transmitter with metal membrane for highly accurate measurement of liquids and gases PMC71B: Premium accuracy pressure transmitter with dry ceramic cell. PMP71B: Pressure transmitter with metallic process diaphragm. Available with diaphragm seals.	
Cerabar M Digital pressure transmitter with sensor for measurement in gases or liquids 	PMC51: oil-free ceramic sensor PMP51: fully-welded metal sensor PMP55: fully-welded metal diaphragm seal	Cerabar M, Deltabar M, Deltapilot M HART (V 01.00.zz)
Cerabar S Digital pressure transmitter with sensor for measurement in gases or liquids 	PMC71: oil-free ceramic sensor PMP71: fully-welded metal sensor PMP75: fully-welded, metal diaphragm seal	Cerabar S PMC71, PMP71, PMP75 HART V02.30.zz Operating Instructions
Deltabar Differential pressure measurement 	PMD55B: transmitter with metal membrane for differential pressure monitoring in liquids and gases PMD75B: Premium differential pressure transmitter PMD78B: Specialist with one or two capillaries for accurate differential pressure measurement.	Deltabar PMD55B Operating Instructions Deltabar PMD75B Operating Instructions Deltabar PMD78B Operating Instructions
Deltabar Differential pressure system that is used to measure the pressure or level, volume, or mass of liquids in pressurized tanks or distillation columns/evaporators 	FMD71: oil-free ceramic sensors FMD72: fully-welded sensors	Deltabar FMD71, FMD72 Operating Instructions



HART Pressure Devices

Family	Device	Documentation
Deltabar M Differential pressure transmitter for measurement of pressure differences 	PMD55: metal sensor	Cerabar M, Deltabar M, Deltapilot M HART (V 01.00.zz)
Deltabar S Differential pressure transmitter for level measurement 	FMD77: one diaphragm seal (fixed) FMD78: one diaphragm seal (capillary) PMD75: metal sensor	Deltabar S FMD77, FMD78, PMD75 HART V02.30.zz Operating Instructions
Deltapilot M Pressure sensor with the condensation-tight, Contite cell for hydrostatic level measurement 	FMB50: fully condensate-resistant metal pressure (CONTITEM) sensor FMB51: rod version in fixed process connection FMB52: cable version in fixed process connection FMB53: cable version with mounting clamp	Cerabar M, Deltabar M, Deltapilot M HART (V 01.00.zz)
Deltapilot S High-performance pressure sensor with the condensation-tight, Contite cell for hydrostatic level measurement 	FMB70: fully condensate-resistant metal pressure (CONTITEM) sensor	Deltapilot S FMB70 HART V02.30.zz Operating Instructions


HART Tank Gauge Devices

Family	Device	Documentation
Micropilot S Custody transfer and inventory control applications 	FMR532: non-contact level measurement in stilling well applications in custody transfer	Micropilot S FMR532 HART Operating Instructions
	FMR540: horn antenna and parabolic antenna for custody transfer	Micropilot S FMR540 HART Operating Instructions
Proservo Servo measurement for liquid level, interface, and density 	NMS80: rude oil, gasoline, diesel, petrochemical, and chemical applications	Proservo NMS80 Operating Instructions
	NMS81: crude oil, gasoline, diesel, petrochemical, and chemical applications	Proservo NMS81 Operating Instructions
	NMS83: hygienic applications	Proservo NMS83 Operating Instructions
Prothermo Average temperature measurement 	NMT81: High precision average temperature measurement	Prothermo NMT81 Operating Instructions
Tank Side Monitor Field gateway for tank sensor operation and monitoring, and for integration into inventory control system 	NRF81: standalone	Tankside Monitor NRF81 Operating Instructions

HART Temperature Devices

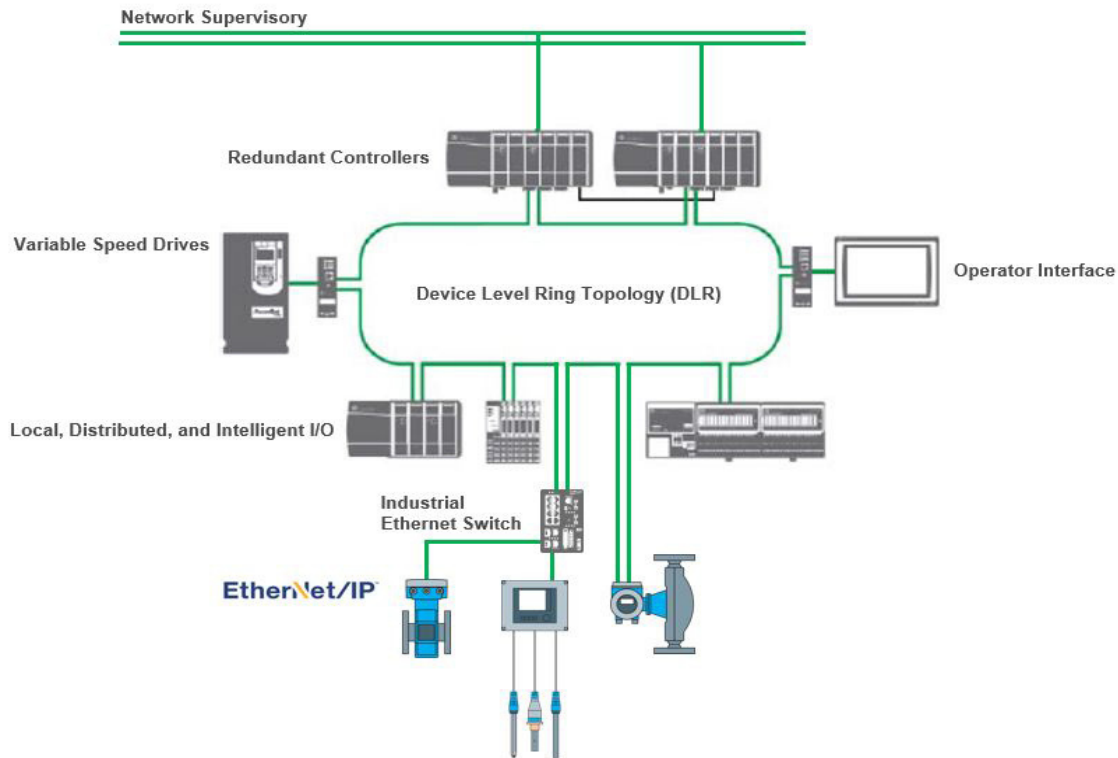
Family	Device	Documentation
	TMT142	iTEMP HART TMT142 Temperature Field Transmitter
	TMT162	Temperature field transmitter iTEMP TMT162, HART 7 specification
	TMT82	iTEMP TMT82 Operating Instructions
	TMT72	iTEMP TMT72 Operating Instructions
iTERM TrustSens 	TM371/372	iTERM TrustSens TM371, TM372 Operating Instructions

HART Display Devices

Family	Device	Documentation
Process Indicator 	RIA15	RIA15 Operating Instructions

The PlantPAx® system is built on open industry standards, leveraging the EtherNet/IP™ network as its backbone. The EtherNet/IP network helps support seamless integration of the system components, as well as to provide connectivity to higher-level business systems. In a PlantPAx system, the EtherNet/IP network provides the communication backbone for the supervisory network for the workstations, servers, and the controllers. The EtherNet/IP network also supports connections to remote I/O and field device interfaces. Additional information can be found in [Publication PROCES-RM012, Rockwell Automation® Library of Process Objects: EtherNet/IP Instrumentation for PlantPAx DCS.](#)

Example Topology



EtherNet/IP System Requirements

Supported EtherNet/IP Communication Modules

Family	Module	Description
1756 ControlLogix EtherNet/IP Communication Modules EtherNet/IP Modules Installation Instructions, publication ENET-IN002	1756-EN2T 1756-EN2TP 1756-EN2TR 1756-EN3TR 1756-EN2F 1756-EN4TR 1756-EN4TRK 1756-EN4TRXT	EtherNet/IP bridge
1769 CompactLogix™ Controllers with embedded EtherNet/IP interface CompactLogix 5370 Controllers User Manual, publication 1769-UM021	1769-L33ER 1769-L36ERM 1769-L19ER-BB1 1769-L24ER-QBFC1B	CompactLogix 5370 controllers with embedded EtherNet/IP interface
1769 Compact I/O™ EtherNet/IP interface EtherNet/IP Modules Installation Instructions, publication ENET-IN002	1769-AENTR	Compact I/O EtherNet/IP communication adapter
1734 POINT EtherNet/IP interface POINT I/O EtherNet/IP Adapter Module User Manual, publication 1734-UM011 POINT I/O and ArmorPOINT® I/O 2 Port EtherNet/IP Adapters User Manual, publication 1734-UM014	1734-AENT 1734-AENTR	POINT I/O EtherNet/IP communication adapter
CompactLogix 5380 Controllers, CompactLogix 5380 and Compact GuardLogix 5380 Controllers, publication 5069-UM001	5069-L320ERP 5069-L340ERP	CompactLogix 2MB ENET Process Controller CompactLogix 4MB ENET Process Controller
Compact 5000 EtherNet/IP Adapters, publication 5069-UM007	5069-AENTR 5069-AEN2TR	5069 EtherNet/IP Adapters
FLEX 5000 EtherNet/IP Adapter, publication 5094-UM005	5094-AENTR 5094-AENTRXT 5094-AEN2TR 5094-AEN2TRXT 5094-AENSFPR 5094-AENSFPRXT 5094-AEN2SFPR 5094-AEN2SFPRXT	5094 EtherNet/IP Adapters
FLEXHA 5000 EtherNet/IP Adapter, publication 5015-UM001	5015-AENFTXT	5015 EtherNet/IP Adapter
1738 ArmorPoint EtherNet/IP interface 1738 ArmorPOINT I/O EtherNet/IP Adapters User Manual, publication 1738-UM005 POINT I/O and ArmorPOINT I/O 2 Port EtherNet/IP Adapters User Manual, publication 1734-UM014	1738-AENT 1738-AENTR	ArmorPOINT I/O EtherNet/IP communication adapter
1794 FLEX EtherNet/IP interface FLEX™ I/O EtherNet/IP Adapters Installation Instructions, publication 1794-IN082 FLEX I/O Dual Port EtherNet/IP Adapter Modules Installation Instructions, publication 1794-IN131	1794-AENT 1794-AENTR 1794-AENTRXT	FLEX I/O EtherNet/IP communication adapter

Download add-on profile files from the Product and Compatibility Download Center at:





<https://compatibility.rockwellautomation.com/Pages/home.aspx>

Integrated E+H EtherNet/IP Devices

EtherNet/IP Analytical Devices


Family	Device	Documentation
Liquiline System 	CA80AL: Aluminum	Liquiline System CA80AL Operating Instructions
	CA80HA: water hardness	Liquiline System CA80HA Operating Instructions
	CA80SI: Silica	Liquiline System CA80SI Operating Instructions
	CA80AM: ammonium	Liquiline System CA80AM Operating Instructions
	CA80COD: chemical oxygen demand	Liquiline System CA80COD Operating Instructions
	CA80CR: chromate	Liquiline System CA80CR Operating Instructions
	CA80FE: iron	Liquiline System CA80FE Operating Instructions
	CA80NO: nitrite	Liquiline System CA80NO Operating Instructions
	CA80PH: orthophosphate	Liquiline System CA80PH Operating Instructions
	CA80TP: total phosphorous	Liquiline System CA80TP Operating Instructions
Liquiline Multichannel transmitter for monitoring processes   	CM44P: multichannel; combines process photometers and Memosens sensors	Liquiline CM44P Operating Instructions
	CM442: 1 or 2 channel	Liquiline CM442/CM444/CM448 Operating Instructions
	CM444: 4 channel	
	CM448: 8 channel	
	CM442R: DIN rail or cabinet; 1 or 2 channel	Liquiline CM442R/CM444R/CM448R Operating Instructions
	CM444R: DIN rail or cabinet; 4 channel	
	CM448R: DIN rail or cabinet; 8 channel	
Liquistation Stationary sampler for water and wastewater treatment  	CSF34: North America version	Liquistation CSF34 Operating Instructions
	CSF48: integrated controller	Liquistation CSF48 Operating Instructions

EtherNet/IP Flow Devices - Promag



Family	Devices	Documentation
Proline Promag 100 Electromagnetic flowmeter 	E 100: basic chemical applications	Proline Promag E 100 EtherNet/IP Operating Instructions
	H 100: hygienic applications	Proline Promag H 100 EtherNet/IP Operating Instructions
	P 100: chemical and process applications with corrosive liquids and high medium temperatures	Proline Promag P 100 EtherNet/IP Operating Instructions
Proline Promag 300 Electromagnetic flowmeter 	H 300: hygienic applications	Proline Promag H 300 EtherNet/IP Operating Instructions
	P 300: chemical and process applications with corrosive liquids and high medium temperatures	Proline Promag P 300 EtherNet/IP Operating Instructions
	W 300: corrosive protection for water and wastewater applications	Proline Promag W 300 EtherNet/IP Operating Instructions
Proline Promag 400 Electromagnetic flowmeter 	D 400: basic water applications	Proline Promag D 400 EtherNet/IP Operating Instructions
	W 400: corrosion protection	Proline Promag W 400 EtherNet/IP Operating Instructions
Proline Promag 500 Electromagnetic flowmeter 	H 500: hygienic applications	Proline Promag H 500 EtherNet/IP Operating Instructions
	P 500: chemical and process applications with corrosive liquids and high medium temperatures	Proline Promag P 500 EtherNet/IP Operating Instructions
	W 500: corrosive protection for water and wastewater applications	Proline Promag W 500 EtherNet/IP Operating Instructions

EtherNet/IP Flow Devices - Promass


Proline Promass 100 Coriolis flowmeter 	A 100: measures small quantities of liquids and gases	Proline Promass A 100 EtherNet/IP Operating Instructions
	Cubemass C 100: direct mass and density measurement	Proline Promass C 100 EtherNet/IP Operating Instructions
	E 100: basic applications; smallest footprint	Proline Promass E 100 EtherNet/IP Operating Instructions
	F 100: basic process applications	Proline Promass F 100 EtherNet/IP Operating Instructions
	G 100: high pressure applications	Proline Promass G 100 EtherNet/IP Operating Instructions
	H 100: corrosion resistant	Proline Promass H 100 EtherNet/IP Operating Instructions
	I 100: combines flow measurement with in-line viscosity	Proline Promass I 100 EtherNet/IP Operating Instructions
	O 100: resistant to stress corrosion cracking	Proline Promass O 100 EtherNet/IP Operating Instructions
	P 100: life science applications	Proline Promass P 100 EtherNet/IP Operating Instructions
Proline Promass 300 Coriolis flowmeter 	A 300: small quantities of liquids and gases for high pressure and low pressure	Proline Promass A 300 EtherNet/IP Operating Instructions
	E 300: smallest footprint	Proline Promass E 300 EtherNet/IP Operating Instructions
	F 300: multiple process applications	Proline Promass F 300 EtherNet/IP Operating Instructions
	H 300: corrosion resistant	Proline Promass H 300 EtherNet/IP Operating Instructions
	I 300: in-line viscosity and flow measurement	Proline Promass I 300 EtherNet/IP Operating Instructions
	S 300: self-drainable single-tube system for food and beverage applications	Proline Promass S 300 EtherNet/IP Operating Instructions
	X 300: on- and offshore applications in the oil and gas industry	Proline Promass X 300 EtherNet/IP Operating Instructions
	Q 300: on- and offshore applications in the oil and gas industry at the highest pressures	Proline Promass Q 300 EtherNet/IP Operating Instructions
	P 300: specialist for sterile processes dedicated to biotech applications	Proline Promass P 300 EtherNet/IP Operating Instructions
	Q 300: custody transfer applications	Proline Promass Q 300 EtherNet/IP Operating Instructions

	A 500: small quantities of liquids and gases for high pressure and low pressure	Proline Promass A 500 EtherNet/IP Operating Instructions
	E 500: smallest footprint	Proline Promass E 500 EtherNet/IP Operating Instructions
	F 500: multiple process applications	Proline Promass F 500 EtherNet/IP Operating Instructions
	H 500: corrosion resistant	Proline Promass H 500 EtherNet/IP Operating Instructions
	I 500: in-line viscosity and flow measurement	Proline Promass I 500 EtherNet/IP Operating Instructions
	O 500: liquids and gases at the highest process pressures in the oil and gas industry	Proline Promass O 500 EtherNet/IP Operating Instructions
	P 500: life science applications	Proline Promass P 500 EtherNet/IP Operating Instructions
	Q 500: liquids and gases at the highest process pressures in the oil and gas industry	Proline Promass Q 500 EtherNet/IP Operating Instructions
	S 500: self-drainable single-tube system for food and beverage applications	Proline Promass S 500 EtherNet/IP Operating Instructions
	X 500: onshore and offshore applications in the oil and gas industry	Proline Promass X 500 EtherNet/IP Operating Instructions

EtherNet/IP Interface Devices

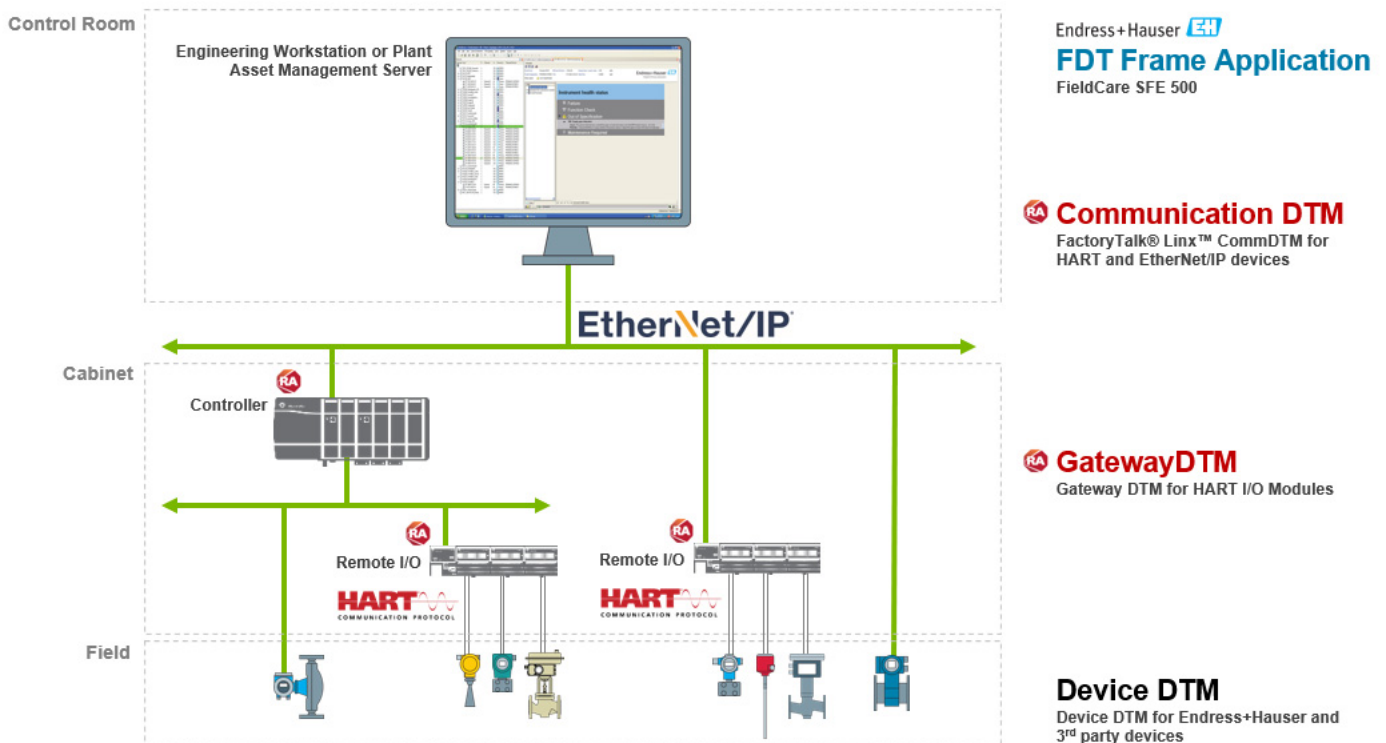
Family	Device	Documentation
WirelessHART gateway with Ethernet interface 	SWG70	WirelessHART Fieldgate SWG70 Operating Instructions
WirelessHART adapter For use with then WirelessHART gateway 	SWA70	WirelessHART Adapter SWA70 Operating Instructions

EtherNet/IP Recorder Devices

Family	Devices	Documentation
Memograph M Store, visualize, and analyze process values 	RSG45	Memograph M, RSG45 Operating Instructions Additional instructions Memograph M, RSG45 EtherNet/IP communication

Process Device Configuration

FDT® Technology can be used to configure, maintain, or monitor your smart field devices. Everything that you need is provided with an FDT/DTM compatible frame application and the appropriate Communication, Gateway and device DTMs. An FDT frame application, such as the E+H FieldCare SFE 500, and a DTM or collection of DTMs provides a single place to manage a single device up to tens of thousands of devices. Further information can be found in the FactoryTalk Linx CommDTM Getting Results Guide, publication [RADTM-GR001A](#). Information can also be found in the E+H FieldCare / DeviceCare [Getting Started Guide](#).



Notes:

Rockwell Automation Support

Use these resources to access support information.

Technical Support Center	Find help with how-to videos, FAQs, chat, user forums, and product notification updates.	rok.auto/support
Knowledgebase	Access Knowledgebase articles.	rok.auto/knowledgebase
Local Technical Support Phone Numbers	Locate the telephone number for your country.	rok.auto/phonesupport
Literature Library	Find installation instructions, manuals, brochures, and technical data publications.	rok.auto/literature
Product Compatibility and Download Center (PCDC)	Get help determining how products interact, check features and capabilities, and find associated firmware.	rok.auto/pcdc

Documentation Feedback

Your comments help us serve your documentation needs better. If you have any suggestions on how to improve our content, complete the form at rok.auto/docfeedback.

Endress+Hauser Support

For technical support, see <https://www.endress.com/support>
For technical documentation and downloads, see <https://www.endress.com/downloads>
To find local contacts for your country, see <https://www.endress.com/contact>

Endress+Hauser is trusted by more than 100,000 customers to make their processes safe, efficient and environmentally friendly. We offer a range of measurement products, including level, flow, pressure, temperature, analytical, and complete engineered solutions designed to help customers acquire, transmit, control, and record process information needed to manage operations in a safe, reliable, and profitable manner.

www.endress.com

International:

Endress+Hauser
Instruments International
Kaegenstr. 2, CH-4153 Reinach/BL.
Switzerland
Tel: +41 61 715 81 00, Fax: +41 61 715 25

Canada:

Endress+Hauser, Canada
Instruments International
1075 Sutton Drive
Burlington, ON L7L 5Z8
Tel: (1) 905 681 9292, Fax: (1) 905 681 9444

USA:

Endress+Hauser, Inc.
2350 Endress Place
Greenwood, IN 46143
Tel: (1) 317 535 7138, Fax: (1) 317 535 8498

Mexico:

Endress+Hauser Mexico, S.A. de C.V.
Fernando Montes de Oca 21 Edif A Piso 3
San Nicolas, 54030 Tlalnepantla,
Edo de Mexico
Tel: +52 55 5321 2080, Fax: +52 55 5321 2099

Rockwell Automation, Inc. (NYSE-ROK), the worlds largest company dedicated to industrial automation, makes it's customers more productive and the world more sustainable. Throughout the world, our flagship Allen-Bradley and Rockwell Software product brands are recognized for innovation and excellence.

www.rockwellautomation.com/solutions/process

Americas:

Rockwell Automation
11201 South Second Street
Milwaukee, WI 53204-2496 USA
Tel: (1) 414 382 2000, Fax: (1) 414 382 4444

Asia Pacific:

Rockwell Automation
Level 14, Core F, Cyberport 3
100 Cyberport Road, Hong Kong
Tel: (852) 2887 4788, Fax: (852) 2508 1846

Europe/Middle East/Africa:

Rockwell Automation
NV, Pegasus Park, De Kleetlaan 12a
1831 Diegem, Belgium
Tel: (32) 2 663 6000, Fax: (32) 2 663 0640

Allen-Bradley, ArmorPOINT, CompactLogix, Compact I/O, ControlLogix, FactoryTalk, FLEX, FLEX I/O-XT, PlantPAx, POINT, POINT I/O, Rockwell Automation, Rockwell Software, and Studio 5000 are trademarks of Rockwell Automation, Inc.

EtherNet/IP is a trademark of ODVA, Inc.

Trademarks not belonging to Rockwell Automation are property of their respective companies.

Rockwell Automation maintains current product environmental information on its website at rok.auto/pec.

Rockwell Otomasyon Ticaret A.Ş. Kar Plaza İş Merkezi E Blok Kat:6 34752, İçerenköy, İstanbul, Tel: +90 (216) 5698400 EEE Yönetmeliğine Uygundur

Connect with us.    

rockwellautomation.com — expanding human possibility™

AMERICAS: Rockwell Automation, 11201 South Second Street, Milwaukee, WI 53204-2496 USA, Tel: (1) 414.382.2000, Fax: (1) 414.382.4444

EUROPE/MIDDLE EAST/AFRICA: Rockwell Automation NV, Pegasus Park, De Kleetlaan 12a, 1831 Diegem, Belgium, Tel: (32) 2 663 0600, Fax: (32) 2 663 0640

ASIA PACIFIC: Rockwell Automation, Level 14, Core F, Cyberport 3, 100 Cyberport Road, Hong Kong, Tel: (852) 2887 4788, Fax: (852) 2508 1846