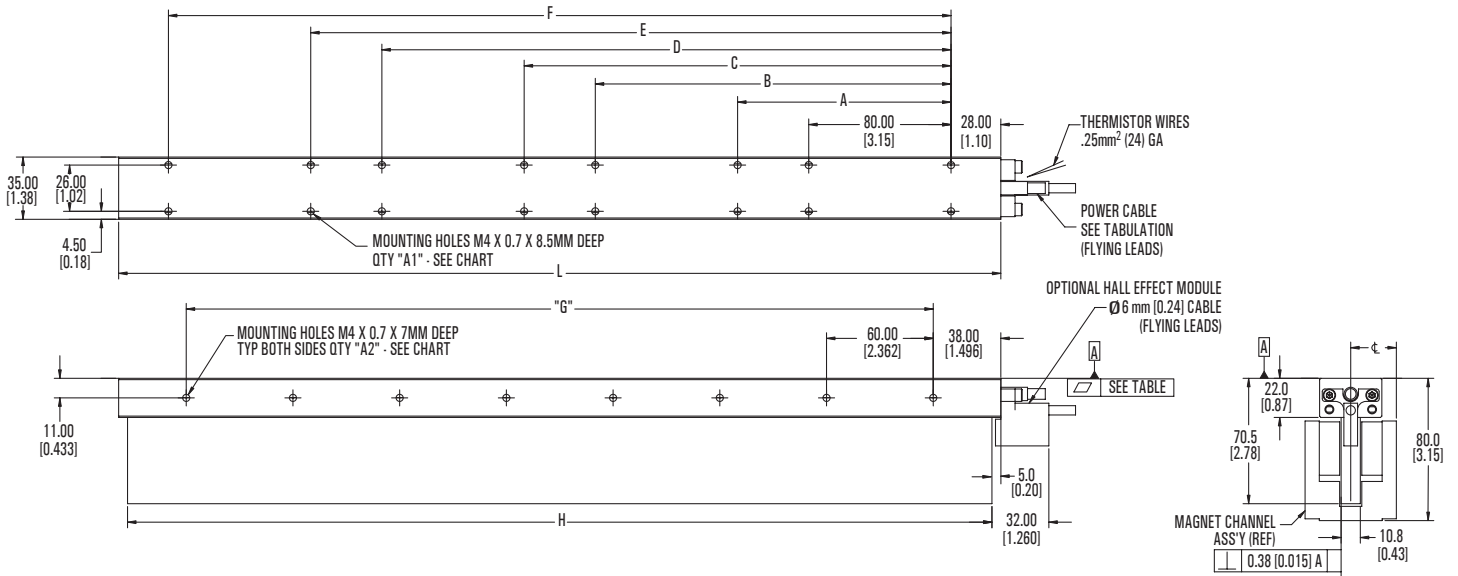


Coil Assembly LZ-030-T-XXX

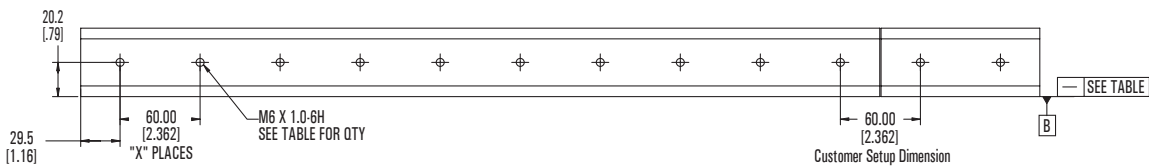
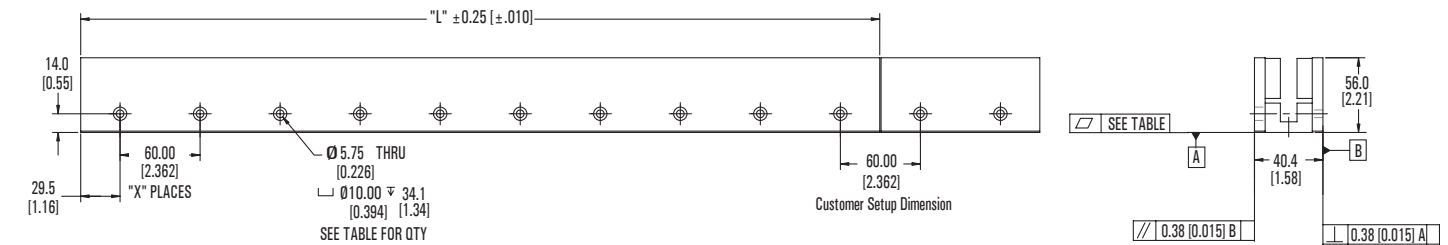
Dimensions mm [in]



Coil												
Size	L	A	B	C	D	E	F	G	H	A1 QTY	A2 QTY	Flatness A
030-120	136.00 (5.35)	---	---	---	---	---	---	60.00 (2.362)	126.0 (4.96)	4	3	0.25 (.010)
030-240	256.00 (10.08)	120.00 (4.724)	200.00 (7.874)	---	---	---	---	180.00 (7.087)	246.0 (9.69)	8	5	0.25 (.010)
030-360	376.00 (14.80)	120.00 (4.724)	200.00 (7.874)	240.00 (9.449)	320.00 (12.598)	---	---	300.00 (11.811)	366.0 (14.41)	12	7	0.38 (.015)
030-480	496.00 (19.53)	120.00 (4.724)	200.00 (7.874)	240.00 (9.449)	320.00 (12.598)	360.00 (14.173)	440.00 (17.323)	420.00 (16.535)	486.0 (19.13)	16	9	0.64 (.025)

Magnet Channel					
Size	L	X	Hole Qty	—	▤
-120	119.0 (4.69)	1	2	0.13 (.005)	0.13 (.005)
-180	179.0 (7.05)	2	3	0.13 (.005)	0.13 (.005)
-240	239.0 (9.41)	3	4	0.13 (.005)	0.13 (.005)
-480	479.0 (18.86)	7	8	0.26 (.010)	0.26 (.010)
-600	599.0 (23.58)	9	10	0.26 (.010)	0.26 (.010)

Magnet Channel LZM-030-T-XXX



Tolerances			
Metric	English		
.x ± .25	[.xx]	±.01	
.xx ± .13	[.xxx]	±.005	